



# CENTENNIAL PARKLANDS NATURE PLAY

## Dip netting


Peek into the pond to see who lives underwater!

### What you need:


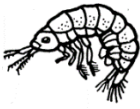

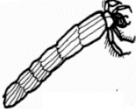


Large white container or tray, bucket, dip net or a pool scoop, magnifying glass, ID chart, pond (or lake, or river), adult supervision

### Let's get dipping!

- Find an area where you can safely access the bank
- Check that there is no blue-green algae
- Fill a large white container or tray with pond water and place it on the ground away from the bank
- Swish your dip net through the pond. Try your best to avoid picking up dirt from the bottom
- Empty your net into the water in the white container
- Can you see anything moving around?
- Have another dip to find more!



These are some of the water bugs that you might find in the pond.  
Keep a tally of how many you find:

					
Whirligig beetle	Freshwater shrimp	Damselfly nymph	Caddisfly larva	Water boatman	Water mite

