



bzzzzzzzzzz


Origami bees

Fold some bees to match your honeycomb!


You'll need:

square paper
black texter


scissors
yellow texter




Cut your square piece of paper in half to form a triangle. Fold triangle in half.




Fold triangle up as above for both sides.




Fold both sides down at an angle.




Fold the top bit behind.



Fold the side bit behind slightly as above.



Do the same for the other side so it looks like this.



Fold back the wing tips.



Time to get colourful! Colour in your bee.

Buzz buzz! Glue or hang your bees in your honeycomb