



*Final Environmental Noise Report*

Listen Out 2023  
Centennial Parklands  
September 29<sup>th</sup> & 30<sup>th</sup> 2023

*Prepared for*  
Greater Sydney Parklands  
Banksia Way  
Centennial Park  
2021

*Prepared by*  
The P.A. People Pty Ltd  
A.C.N. 000 919 255

9 – 11 Leeds Street  
Rhodes NSW 2138  
Phone (02) 8755 8700  
Fax (02) 8755 8599

© January 2016

## **TABLE OF CONTENTS**

<b><u>A.</u></b>	<b><u>INTRODUCTION</u></b>	<b><u>3</u></b>
<b><u>B</u></b>	<b><u>COMPLIANCE TO THE PREVENTION NOTICE</u></b>	<b><u>4</u></b>
<b>B.1</b>	<b>EXCEEDANCES</b>	<b>4</b>
B.1.1	REHEARSALS AND SOUND TESTS	4
B.1.2	MAIN EVENT	4
<b>B.2</b>	<b>COMPLAINTS</b>	<b>5</b>
<b>B.3</b>	<b>HOURS OF OPERATION</b>	<b>5</b>
<b><u>C.</u></b>	<b><u>EVENT DETAILS</u></b>	<b><u>6</u></b>
<b>C.1</b>	<b>DATES AND TIMES</b>	<b>6</b>
<b>C.2</b>	<b>SCHEDULE OF ACTS</b>	<b>6</b>
<b>C.3</b>	<b>WEATHER CONDITIONS</b>	<b>7</b>
<b><u>D.</u></b>	<b><u>ENVIRONMENTAL NOISE MANAGEMENT APPROACH</u></b>	<b><u>7</u></b>
<b>D.1</b>	<b>MITIGATION BEFORE THE EVENT</b>	<b>7</b>
<b>D.2</b>	<b>MITIGATION DURING THE EVENT</b>	<b>7</b>
<b>D.3</b>	<b>MITIGATION AFTER THE EVENT</b>	<b>8</b>
<b><u>E.</u></b>	<b><u>MONITORING DETAILS</u></b>	<b><u>9</u></b>
<b>E.1</b>	<b>DETAILS OF MEASUREMENT SYSTEM</b>	<b>9</b>
<b>E.2</b>	<b>SITE PLAN AND MEASUREMENT LOCATIONS</b>	<b>10</b>
E.2.1	PERIMETER MONITORING	10
E.2.2	STAGE MONITORING	10
E.2.3	MOBILE MONITOR	10
E.2.4	SITE PLAN	11
E.2.5	CALIBRATION	12
<b>E.3</b>	<b>USE OF THIRD OCTAVE INFORMATION</b>	<b>12</b>
<b>E.4</b>	<b>COMPLAINTS MANAGEMENT</b>	<b>12</b>
<b><u>F.</u></b>	<b><u>RESULTS</u></b>	<b><u>13</u></b>
<b>F.1</b>	<b>PERIMETER RESULTS</b>	<b>13-18</b>
<b>F.2</b>	<b>MANAGEMENT PROCESS FOR EXCEEDANCES</b>	<b>19</b>
<b><u>G.</u></b>	<b><u>SUMMARY</u></b>	<b><u>19</u></b>

## A. Introduction

The P.A. People were engaged by The Centennial Parklands & Moore Park Trust (CPMP Trust) to provide Environmental Noise Management and Monitoring Services for Listen Out 2023.

This document is the final report outlining the process and procedures employed by our Company to assist the venue and the event organiser to manage the environmental impact of this event on the surrounding residential areas of Centennial Park. The document is intended to fulfil the requirements of the sound monitoring report as required by The Centennial Parklands & Moore Park Trust to comply with Centennial Park EPA Notice details - Clause 17 (a) through (h) of the Trusts Prevention Notice No 1002139, file No SR125 dated 26-Feb-2001. And Variations of Prevention Notice No 1521549 File No EF13/8821 dated 18-Feb-2015

To proactively prevent perimeter sound pressure levels exceeding the levels set by the regulator, The PA People provided a networked, real time sound pressure level monitoring system based on *SPLnet*.

Sound pressure levels from five (5) fixed SPL data collectors located at key perimeter locations along with three (3) fixed SPL monitors at the FOH audio control mix position was centrally monitored in real time. During the event two additional mobile sound pressure level monitoring engineers supplemented the noise monitoring system. These mobile monitors were used to patrol the perimeter, verify the fixed logger measurements and to conduct location specific measurements in response to any received complaints.

This report comprises:

- An introduction
- Event Details
- Environmental Noise management approach
- Monitoring Details
- Results
- Appendices

The P.A. People prepared the report for this event, under the guidance of Chris Dodds M.A.A.S (Managing Director).

The report also draws extensively on our experience in other similar venues and our understanding of event operational requirements, coupled with our strong understanding of environmental noise issues as they relate to outdoor venues and live entertainment.

Please do not hesitate to contact us should you require clarification of any part of this report.

## B. Compliance with the Prevention Notice

Due to the exceedances listed below Listen Out 2023 has not complied with the noise monitoring conditions of the Trust's prevention Notice, No 1002139, File number SR125, dated February 26 2001, and the Variations of Prevention Notice, No 1521549, File number EF13/8821, dated February 18 2015.

However, all exceedances were responded to.

The location of perimeter noise loggers is based on historical data of resident complaint location as directed by the Centennial Parklands & Moore Park Trust (CPMP Trust). In addition, guidelines on the position of stages and the type and direction of sound amplification are designed to minimise noise spill to residential areas, and noise loggers are generally positioned at the most sensitive perimeter areas. This provides consistency in approach to noise management and is reviewed for continuous improvement. An independent review of sound management for events on CPMP Trust land provided further investigation of the most sensitive perimeter areas and provided recommendations that have been implemented for the 2018/19 season onwards to concentrate noise loggers on sensitive areas that provide data that corresponds to the event levels.

The above procedures are implemented for each event in consultation between Greater Sydney Parklands representatives, The P.A. People, and the event organiser. Greater Sydney Parklands representatives and The P.A. People complement this further with the review of each event Noise Management Plan, providing feedback and recommendations to further mitigate noise impact.

### B.1 Exceedances

The PA People have collected a substantial amount of data pertaining to the noise levels at the perimeter during this event.

#### B.1.1 Rehearsals and Sound Tests

One (1) exceedance of the 65dB(A) limit was identified at the perimeter monitoring locations.  
Two (2) exceedance of the 85dB(C) limit was identified at the perimeter monitoring locations.

#### B.1.2 Main Event

One (1) exceedance of the 65dB(A) limit was identified at the perimeter monitoring locations.  
Five (5) exceedance of the 85dB(C) limit was identified at the perimeter monitoring locations.

In response to condition 17(f) of the Prevention Notice a list of all limit breaches deemed to be result of the event sound systems.

It is noted at 60 Oxford Street, where the data logger was located, that it was particularly noisy prior to the event commencing, for the duration of the event and after the event had concluded. SPL measurements in this area were consistently higher than the limits set out in the prevention notice. SPL measurements in this area were confirmed by mobile monitoring engineers as being the result of local heavy traffic. Because of this, the limit breaches in this location are not noted individually here.

Similar circumstances were present at all other fixed monitoring locations on the perimeter of Centennial Park except Martin Rd.

The table below shows only limit breaches that were not the cause of local noise influences.

29<sup>th</sup> September 2023

Time	Location	Levels	Duration	Exemption
1628	Lang Rd	86.4-89.9dBC	3 Seconds	Condition 14(C)
1645	Lang Rd	85.7-8.6dBC	3 Seconds	Condition 14(C)
1746	Lang Rd	65-72.1dBA	20 Seconds	NO

30<sup>th</sup> September 2023

Time	Location	Levels	Duration	Exemption
2023	York Rd	85-88dBC	19 seconds	NO
2056	York Rd	85-94dBC	139 seconds	NO
2059	Lang Rd	88-94.8dBC	3 seconds	NO
2116	Lang Rd	85-90.2dBC	17 Seconds	NO
	Martin Rd	85-90.6dBC	7 seconds	NO
2156	York Rd	65-68dBA	45 seconds	NO

On each occasion a limit breach was noted to have occurred the sound system operators and the production manager for the event were informed. When appropriate requests made to reduce levels. In addition to the requests for level decreases, frequency information was also provided so spectrum adjustments could be made. When Feasible a mobile monitoring engineer was sent to logger locations to verify the source of noise.

## B.2 Complaints

As confirmed by the Trust, there were four (5) sound-related complaints: four (4) to the telephone hotline during the sound tests and day of the event and one (1) sound-related complaints received after the event.

Mobile monitors were available on event day to respond to all telephone hotline complaints. Real time and spot measurement investigation of these complaints revealed one (1) exceedance due to the event.

## B.3 Hours of Operation

Listen Out 2023 took place within the nominated hours as detailed for this event.

## C. Event Details

### C.1 Dates and Times

Listen Out 2023 was a multi-stage music concert held at The Brazilian Field, Centennial Park, Sydney from 12:00pm – 10:00pm on Saturday 30<sup>th</sup> September 2023. Sound system checks and rehearsals were held on Friday 29<sup>th</sup> September 4:00pm-6:00pm, and between 10am and 11am on the morning of Saturday 30<sup>th</sup> September.

The Trust reports that 27,581 people attended the event this year.

The Trust confirms that music concluded at 10:00pm as scheduled.

The event, rehearsals and sound tests were all held within the licensed hours nominated and contained in the venue licence and the event plan.

### C.2 Schedule of Acts

A complete schedule of acts can be seen below. In general, all acts conformed to this schedule.

<b><u>Centre Stage - Atari</u></b>	<b><u>Right Stage - 909</u></b>	<b><u>Left Stage - Prophet</u></b>
1205-1235 – VVPETE	1215-1255 – HANDSOME	1245-1325 – DONATACHI
1245-1315 – ZION GARCIA	1305-1350 – WILLO	1335-1415 – 1TBSP
1325-1355 – KOBIE DEE	1400-1440 – YUNE PINKU	1425-1505 – AYEBATONYE
1405-1435 – JBEE	1450-1520 – PIRI	1515-1555 – FLOWIDUS
1445-1525 – MALLRAT	1530-1700 – WONGO & LITTLE FRITTER	1605-1700 – HANNAH LANG
1535-1615 – JPEGMAFIA	1710-1815 – YOUNG FRANKO	1710-1735 – VENBEE
1625-1700 – ARRDEE	1825-1915 – FOUR TET	1745-1835 – SPINALL
1710-1735 – ONEFOUR	2030-2200 - SKRILLEX	1845-1935 – JYTOY
1745-1825 – KENNY BEATS		1945-2030 – FRICTION
1835-1910 – COILERAY		
1920-1945 – ICE SPICE		
1955-2100 – LIL UZI VERT		
	EVENT CLOSE : 2200	

## C.3 Weather Conditions

During the times when noise monitoring was carried out for this event information pertaining to weather conditions around the event site were obtained from the Sydney Airport Weather Station, as it appears on the Bureau of Meteorology website,

Conditions could be described as warm and hot during the day, with a fast drop come sundown on both the 29<sup>th</sup> and 30<sup>th</sup> of September. No rain was detected on either day.

On the 29<sup>th</sup>, it is noted that temperatures ranged from 13.3 to 27.8 degrees.  
Humidity ranged from 20%-65%  
Winds were from a SE-W direction at speeds of 9-35km/h.

On the 30<sup>th</sup>, it is noted that temperatures ranged from 20.9-27 degrees.  
Humidity ranged from 59%-72%  
Winds were from an NNE-NE direction at speeds of 9-33km/h.

## D. Environmental Noise Management Approach

### D.1 Mitigation before the Event

Fuzzy, the event organisers for Listen Out 2023 are a well-established organisation with a good history of managing its noise emissions on event sites.

Audio system design has historically been carried out by the sound system contractors with the dual goal of reducing emissions, whilst maintaining acceptable performance for the artist's requirements. On this occasion we are satisfied that the systems provided for event was of an appropriate professional standard and level of performance.

The P.A. People also reviewed the site layout plan prior to the event.

Our client's Noise Management Plan forms the basis for sound monitoring for listen Out 2023.

### D.2 Mitigation during the Event

The *SPLnet* system was used to continuously monitor and log noise levels at the event site.

The *SPLnet* engineer at event control was able to use this data, in combination with the subjective analysis of the information received from the mobile monitoring engineers, to identify the source of any sound pressure level exceedances at the event perimeter. Any perimeter exceedances detected by *SPLnet* or the mobile monitoring engineers caused by external factors were identified. Any potential exceedances caused by Listen Out 2023 sound reinforcement systems were identified and immediately actioned by event control.

The *SPLnet* engineer set dynamic SPL thresholds and exceedance indicators for the FOH positions. These thresholds were based on the stage's effect on perimeter SPL conditions. Therefore, the sound engineer was able to proactively adjust the sound pressure level produced by the stage based on its effect on perimeter conditions at any given time.

### D.3 Mitigation after the Event

The CPMP Trust, the P.A. People and the organisers of Listen Out 2023 regard the management of environmental noise for this event to be appropriate and in compliance with the venue License and the EPA Prevention Notice. It is proposed that this level of sound management and monitoring is implemented for future events of this nature in Centennial Park.



## E. Monitoring Details

### E.1 Details of Measurement System

To monitor perimeter sound pressure levels for Listen Out 2023, The PA People provided a networked, real time sound pressure level monitoring system based on *SPLnet*.

Key features of this system include:

- The centralised logging of SPL data includes information as to when stages are notified of exceedances or, to the best of our knowledge, impending exceedances, to ensure immediate action from the stages otherwise penalties are implemented from the sound bond.
- When notified of a complaint, sound control can immediately identify readings at the perimeter so there is an immediate measurement in the vicinity at the time of the complaint before the roving sound monitor arrives at the complaint location. This allows more accurate and immediate response to the complainant, and if there is an exceedance this can be immediately rectified centrally while the mobile sound monitor is being dispatched to the residence.
- The communication lines between identifying an exceedance and notifying the offending stage are more streamlined.
- All logging meters work in all weather conditions. Most logging meters currently employed for event monitoring in Australia are affected by wet weather or cannot be used at all.

As noted previously, the *SPLnet* system is focused on proactively preventing perimeter sound pressure level exceedance.

Sound pressure levels for the Listen Out 2023 event were centrally monitored and recorded from fixed SPL meters located at five (5) key perimeter locations, and centrally monitored from three (3) FOH mixing positions in real time. During the event two additional mobile sound pressure level monitors supplemented the *SPLnet* system. The mobile monitors were used to move between stages and patrol the perimeter and verify the *SPLnet* measurements and to conduct location specific measurements in response to any received complaints.

The *SPLnet* system was used to continuously monitor and log noise levels at the event site. The *SPLnet* system continuously recorded data from each of the five (5) *SPLnet* perimeter monitors for the duration of the event.

The *SPLnet* engineer at event control was able to use this data, in combination with the subjective analysis of the mobile monitoring engineers, to identify the source of sound pressure level exceedances at the event perimeter. Any perimeter exceedances detected by the *SPLnet* system or the mobile monitoring engineers caused by external factors (i.e. not due to sound emanating from the event) were identified. Similarly, exceedances caused by the event sound reinforcement system could be identified and immediately actioned by event control.

Fast dB(A) and dB(C) SPL measurements for all *SPLnet* meters were simultaneously monitored by the engineer at event control.

Fast dB(A) and dB(C) SPL results for the stages were also monitored at the FOH mixing position by the sound engineers. Dynamic SPL thresholds and exceedance indicators were set for the FOH positions by event control. These thresholds were based on the stage's effect on perimeter SPL conditions. Therefore, the sound engineer was able to proactively adjust the sound system outputs to maintain predetermined sound pressure levels based on their effect on perimeter conditions at any given time.

## E.2 Site Plan and Measurement Locations

The P.A. People reviewed the CPMP Trust prevention notice and noise management plan. This information assisted us in formulating the event monitoring strategy that was implemented for this event.

### E.2.1 Perimeter Monitoring

As per the requirements outlined in the CPMP Trust prevention notice for this category of event. Five (5) perimeter locations were used for the installation of a fixed sound pressure level monitoring instruments. At these locations the instrument was attached to a light pole at a height of approximately three metres.

The instrument cabinet comprises the following items:

- SPLnet M100 analyser complete with third octave analysis software
- SPLnet M121 Type 1 measurement microphone fitted in a weatherproof enclosure
- Battery, 4G mobile broadband modem

The five (5) fixed locations were near the following locations.

- 12 Martin Road, Moore Park
- 30 Lang Road, Centennial Park
- 80 Oxford Street, Centennial Park
- 85 Darley Road, Centennial Park
- 60 York Road, Queens Park

To proactively manage levels at the perimeter of the event site, the engineer uses the fixed location data collection units. If the engineer detects any exceedance of the limits set out in the prevention notice a roving monitor is dispatched to the location to conduct location specific measurements and determine if the exceedance is a result of the amplified sound from the event.

These measurements are conducted using a class one portable analyser mounted on a tripod stand at a height between 1.2m-1.6m above ground, this meter when practical would be placed within 1m of the boundary of the nearest affected premises in relation to the fixed monitoring location.

### E.2.2 Stage Monitoring

Three (3) systems were also located within the event boundary, at the FOH mixing location/s. At these locations an instrument was attached to the supporting structure of the platform.

The instrument cabinet comprises the following items:

- SPLnet M100 analyser complete with third octave analysis software
- SPLnet M121 Type 1 measurement microphone fitted in a weatherproof enclosure

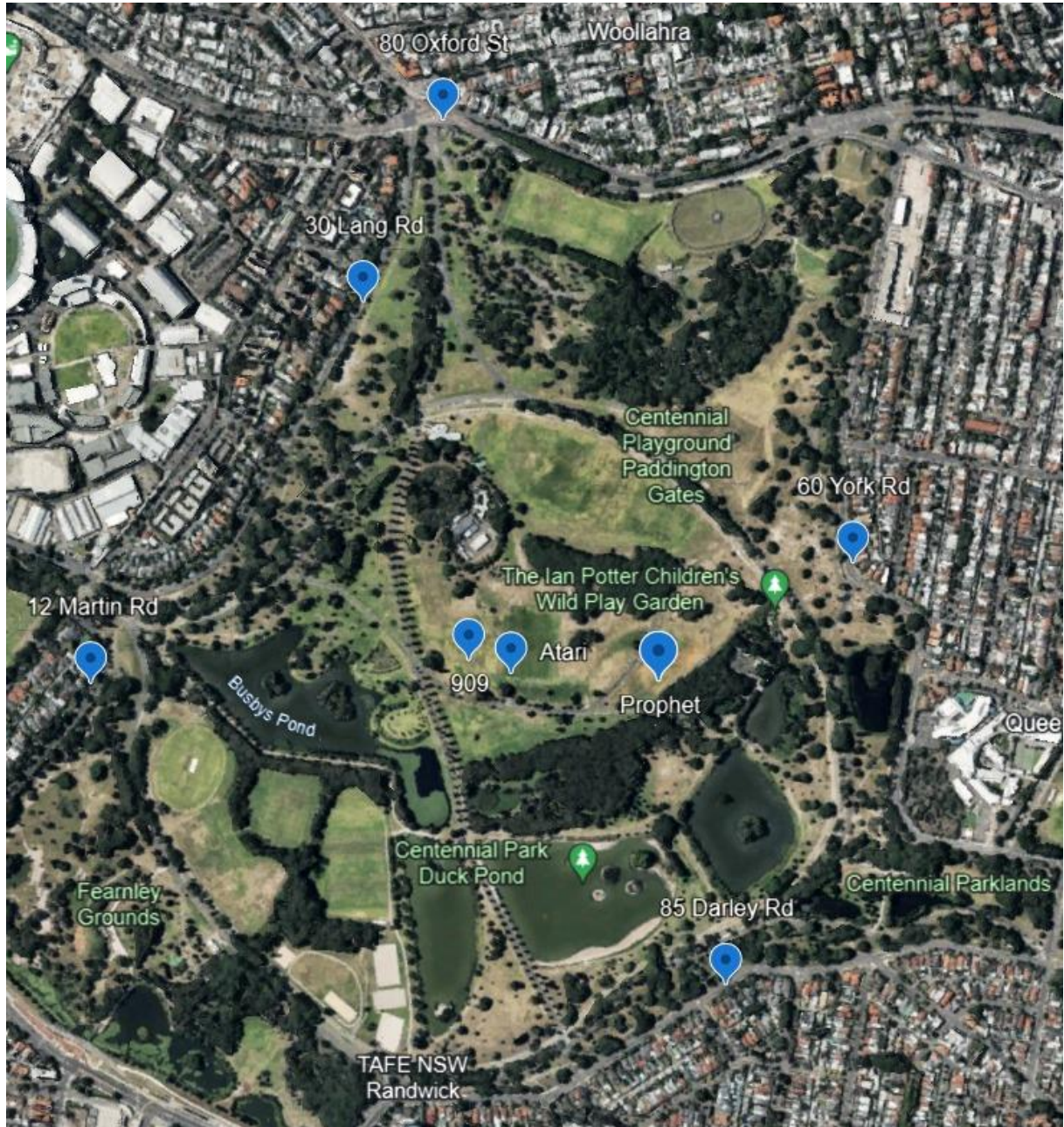
### E.2.3 Mobile Monitor

Two mobile monitoring personnel were also available to patrol the perimeter, corroborate the SPLnet measurements and to conduct location specific measurements in response to any received complaints or exceedances noted by the engineer.

The remote monitoring engineers were provided with a Type1 sound analyser complete with calibrator.

## E.2.4 Site Plan

Below is a plan showing the relative position of the monitoring locations used for this event. It also shows the event site location.





## E.2.5 Calibration

Each instrument was calibrated using a Bruel and Kjaer 4230 calibrator and a BWSA Type CA111 calibrator prior to and after use.

No significant variations were noted between pre and post use measurements.

## E.3 Use of Third Octave information

A feature of the *SPLnet* system is the capability for third octave analysis at all measurement locations, again in real time.

This capability is significant in that it allows the audio operators of each system to tailor the response of their system to maximise the perceived level of their system by adjusting spectral content of the music, rather than relying on level only.

This also reduces the annoyance factor of the noise by reducing dominant frequencies and smoothing the resultant frequency response.

## E.4 Complaints Management

The Centennial Parklands & Moore Park Trust has adopted a comprehensive sound management program, which includes a detailed complaints management procedure.

The focus of The P.A. People and The Centennial Parklands & Moore Park Trust for this event was to proactively minimise complaints by monitoring perimeter sound pressure levels continuously in real time. In addition to continuous static perimeter monitoring two mobile monitoring engineers were available to attend complainant locations personally.

## F. Results

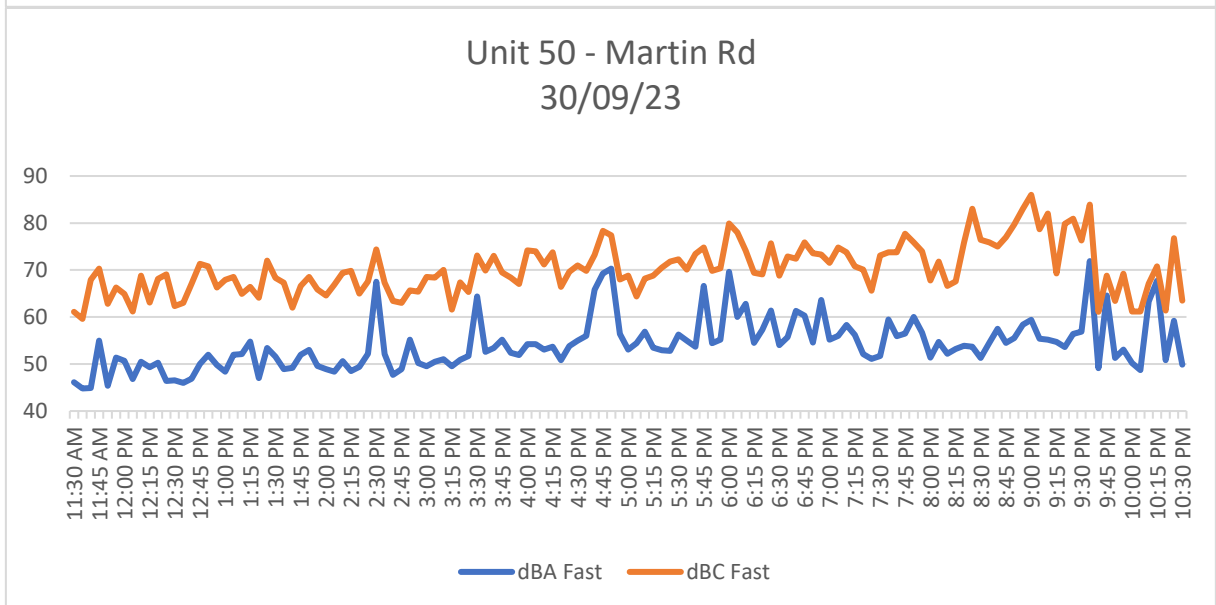
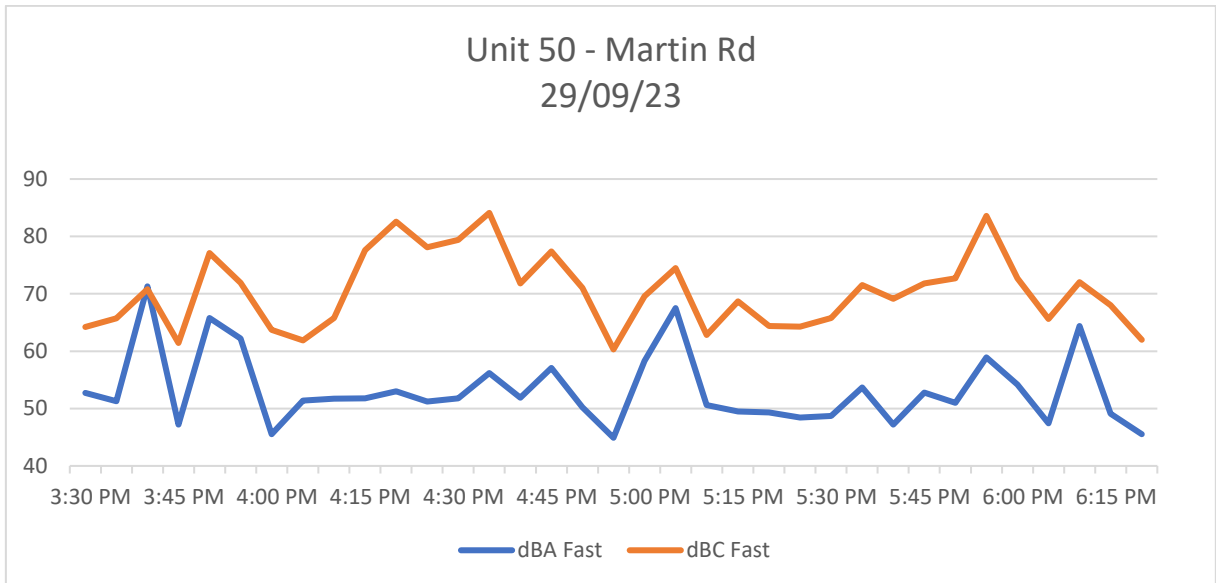
### F.1 Perimeter Results

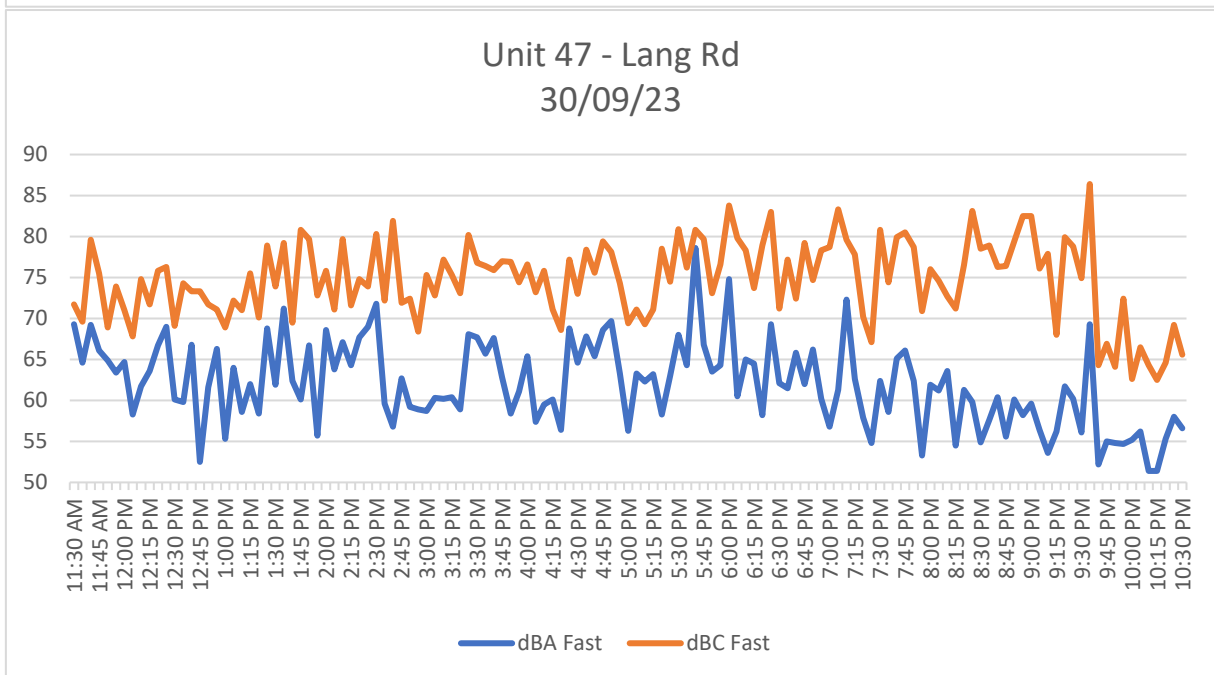
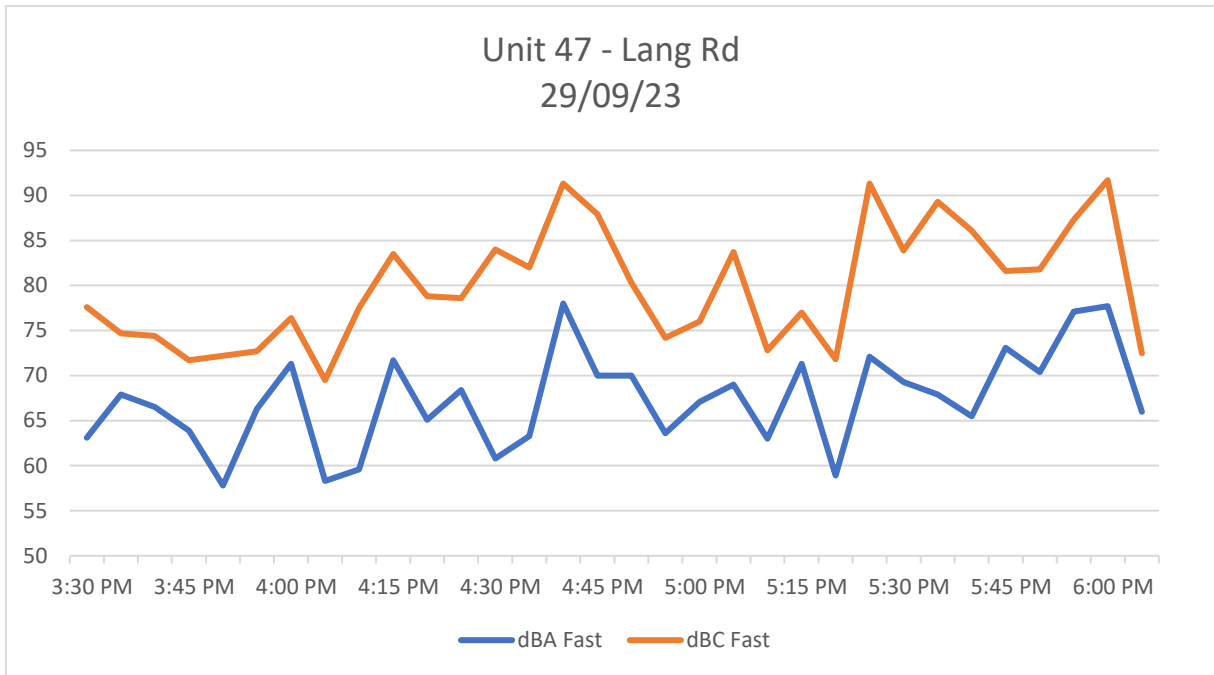
The *SPLnet* system employed for this event provided a significant amount of data.

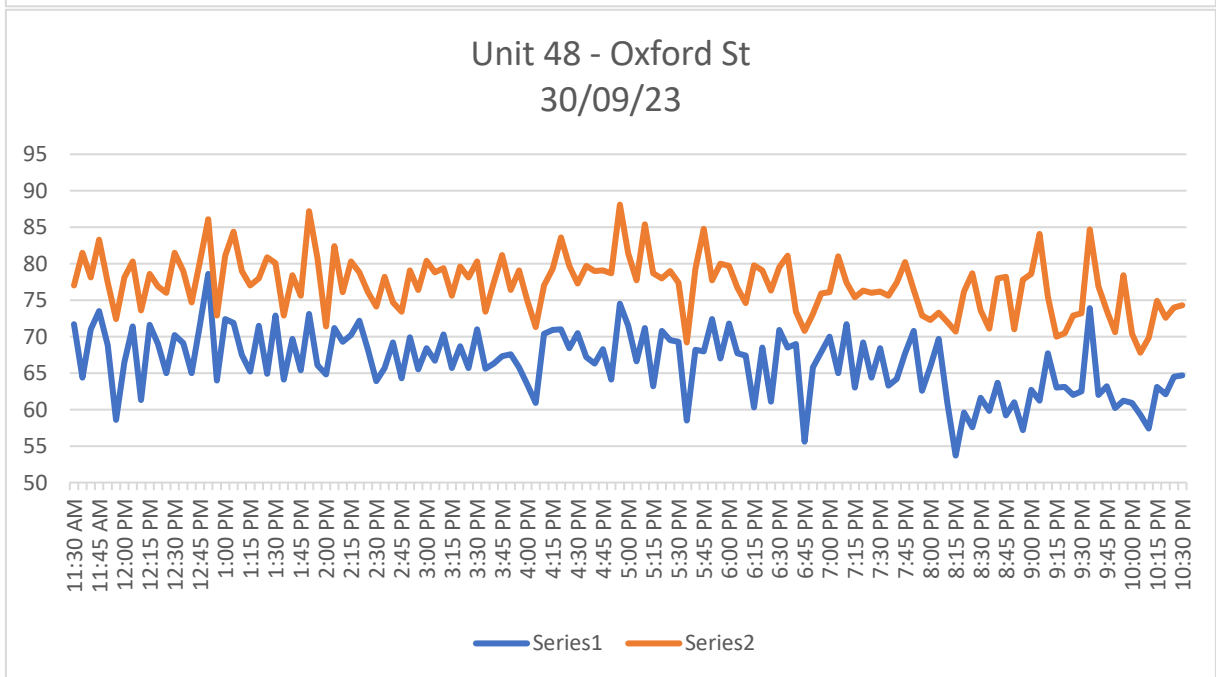
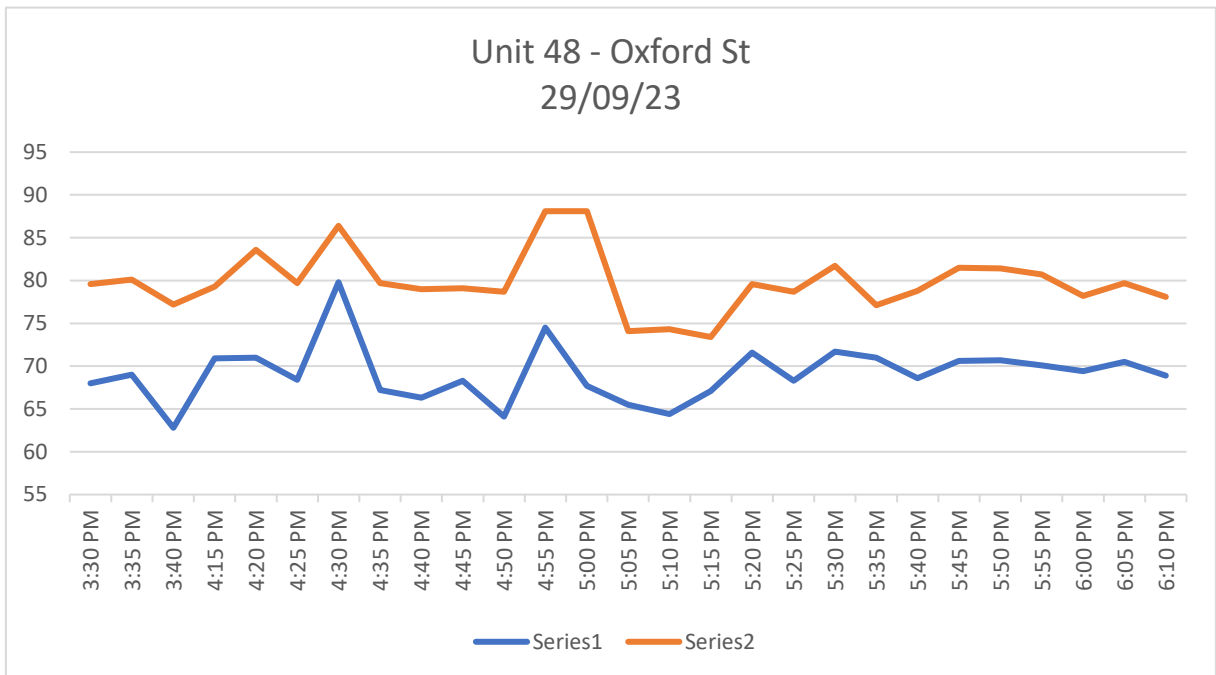
One would expect that continuous monitoring of all perimeter sensors might reveal a significant increase in the number of exceedances identified. This has not proven to be the case, due mostly to the proactive approach of using this same information to adjust the exceedance thresholds provided to each stage.

Beginning on the next page are ten (10) graphs outlining the levels at each perimeter location over the duration of the event, please note that these graphs are of limited use in and of themselves as they record absolute levels due to all environmental factors, not only levels that are associated with the sound generated by the Listen Out 2023 stages.

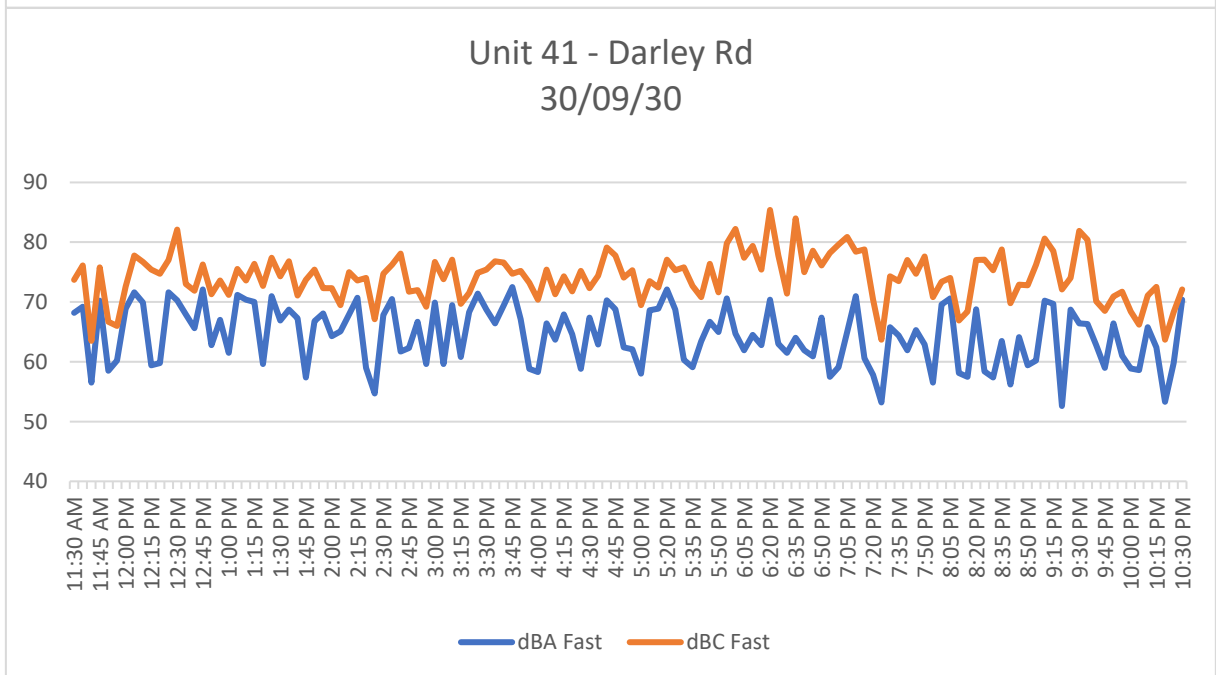
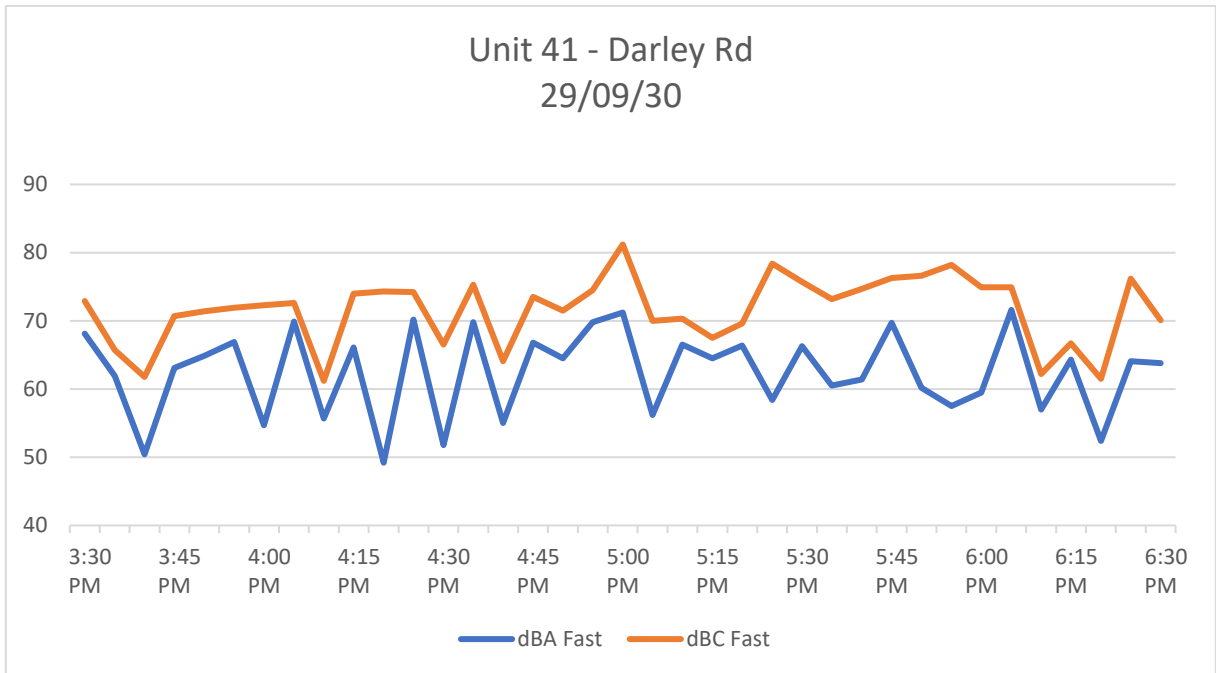
Each plot represents samples taken at 15-minute intervals of a total some 3600 points per hour at each measurement location.

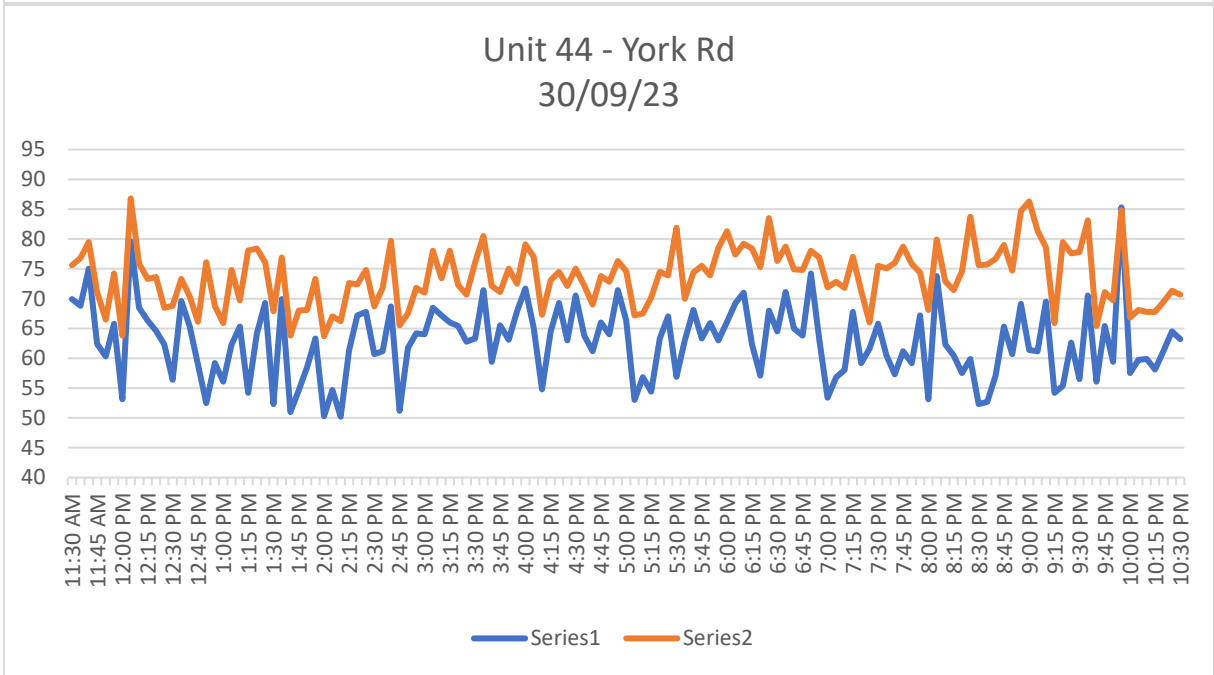
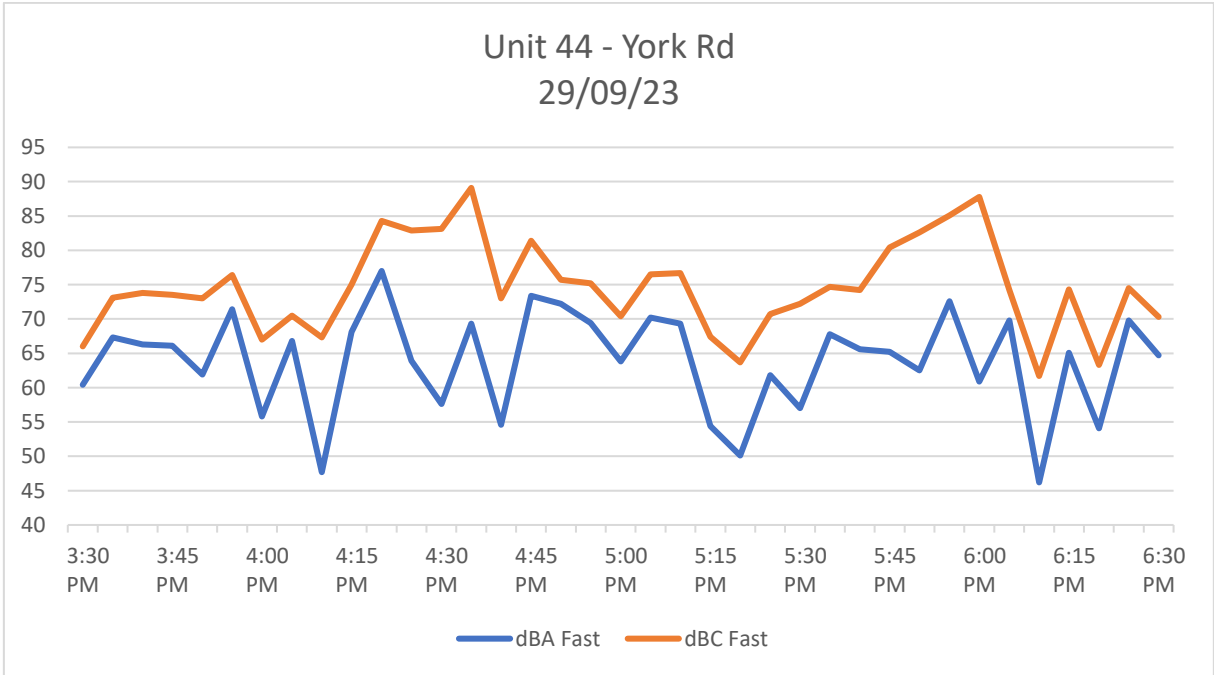












## F.2 Management Process for Exceedances

With the *SPLnet* system SPL levels at all perimeter points were centrally monitored in real time from event control. The system is designed so that upon the detection of a perimeter exceedance deemed to be the result of the Listen Out 2023 reinforcement systems, event control would immediately contact the front of house sound control position and, or the event organiser to request a level decrease.

In general, communications between event control and the stages were prompt and effective in preventing and correcting any perimeter exceedances.

The dynamic sound pressure level thresholds set for the stage were effective in preventing perimeter exceedances.

## G. Summary

Overall, we believe that the implementation of the *SPLnet* system as part of the environmental noise management plan for Listen Out 2023 has improved the quality of noise management for the event and ensured overall compliance with the EPA Prevention Notice.