



Centennial Park and Moore Park Trust

Centennial Park, Moore Park, Queens Park and Callan Park

Annual Report

2022 – 23



**GREATER
SYDNEY
PARKLANDS**



Photo by Greater Sydney Parklands

Acknowledgement of Country

Greater Sydney Parklands acknowledges the Traditional Custodians of the lands, waters and sky upon which the parklands are located and pays respect to the Elders of these lands – past, present and emerging.

We recognise First Nations peoples' unique cultural and spiritual relationships to place and their rich contribution to society. We acknowledge the rights and interests of First Nations peoples to be involved in the ongoing management of these traditional lands.

We will work in a respectful manner with Traditional Custodians, Local Aboriginal Land Councils and the First Nations communities of Greater Sydney. We will support their custodianship of the natural and cultural heritage of parklands so that these are places where First Nations peoples feel socially, culturally and economically included.

Contents

01	Overview	7
02	Strategy	12
03	Operations and performance	15
04	Management and accountability	21
05	Sustainability	27
06	Financial performance	30



Disclaimer

Centennial Park and Moore Park Trust has compiled this report in good faith, exercising all due care and attention. No representation is made about the accuracy, completeness, or suitability of the information in this publication for any particular purpose. The Trust will not be liable for any damage which may occur to any person or organisation taking action or not on the basis of this publication.

Letter of submission



**GREATER
SYDNEY
PARKLANDS**

27 November 2023

The Hon. Paul Scully MP
Minister for Planning and Public Spaces
52 Martin Place
SYDNEY NSW 2000

Dear Minister

I am pleased to submit the Annual Report for the Centennial Park and Moore Park Trust for the year ended 30 June 2023.

This report has been prepared in accordance with the annual reporting provisions (Division 7.3) of the *Government Sector Finance Act 2018* (GSF Act) and *Treasury Policy and Guidelines 23-10 Annual Reporting Requirements* (TPG23-10).

Michael Rose AM
Chair
Centennial Park and Moore Park Trust

Joshua French
Chief Executive
Centennial Park and Moore Park Trust



Chair's foreword

The work of Greater Sydney Parklands is shaped by the 4 strategic priorities of the NSW Government's *50-Year Vision for Greater Sydney's Open Space and Parklands*, as well as the *Greater Sydney Parklands Trust Act 2022*.

These priorities set a clear ambition for Greater Sydney. We want to help realise that ambition by making our parks accessible, connected, protected and cared for.

Over the last year, we have worked hard to achieve this goal and to welcome the millions of visitors who come to enjoy the extraordinary parklands of Greater Sydney.

Managing and caring for our parks requires a close working relationship between our Greater Sydney Parklands team and our many partners in the community, local government and the NSW Government.

On behalf of the Board, I want to acknowledge the enthusiasm with which these partners have engaged with us over the last 12 months.

I would like to thank my fellow board members for their contribution to the work of Greater Sydney Parklands. Thanks also to our Chief Executive, Joshua French and to the dedicated team that conserves, enhances and manages our parks, for the benefit of all who love them and use them.



Michael Rose AM

Chair
Centennial Parklands and Moore Park Trust

Chief Executive's report

The 2022-23 financial year was one of big wins – a year when we could focus on our parklands, our communities and our partners.

Our first Reconciliation Action Plan (RAP), released during 2022-23, is an important step as we journey toward a sustainable parklands estate where Country is at the heart of our actions.

Our Consultation and Engagement Framework, also released during 2022-23 and shaped by the community, is a transparent way for us to show how we will engage with park users, visitors, the wider community and our stakeholders.

Our events and education programs are growing. We are creating new and improved park facilities, and we are leaders in operational excellence in park management.


As a government agency, we now have a stronger corporate planning framework that will directly benefit communities and the natural and cultural environment.

The Greater Sydney Parklands team works across the parklands estate and directly with communities. I would like to thank my colleagues at Greater Sydney Parklands – a team of passionate and experienced parks professionals – for their dedication and hard work over the last year.



Joshua French

Chief Executive
Centennial Parklands and Moore Park Trust



01

Overview

Overview

Centennial Parklands are one of the world's leading public urban parklands and cover 360 ha within the City of Sydney, Randwick, Waverley and Woollahra local government areas (LGAs).

Centennial Parklands are on the traditional lands of the Gadigal and Bidjigal people. They include Centennial Park, Moore Park and Queens Park, offering a range of spaces for organised sports and relaxation for the residents of and visitors to the Eastern Harbour City.

The parklands are managed under the *Centennial Park and Moore Park Trust Act 1983* (CPMPT Act) by the Centennial Park and Moore Park Trust. The *Centennial Parklands, Great Parks for a Great City, Plan of Management: 2018 and beyond* establishes a direction for the future.

The Centennial Park and Moore Park Trust is one of the associated trusts of Greater Sydney Parklands Trust, the NSW Government's agency that is dedicated to managing the Greater Sydney Parklands' estate.

Centennial Park

Sir Henry Parkes dedicated Centennial Park as public open space for the enjoyment of the people of NSW in 1888. Known as 'The People's Park' at the time of opening, it was the site of the inauguration of Australian Federation on 1 January 1901.

Today, Centennial Park remains the people's park – a playground for adults and children alike, one of the most important community sports venues in the state, and one of the world's few inner-city parks to still offer full horseriding facilities. It is home to diverse flora and fauna and many significant tree plantings. It also encompasses Lachlan Swamp, one of the original water sources for Sydney at the time of settlement.

Moore Park

Moore Park was declared a public park in 1866. It lies at the crossroads of some of Sydney's busiest thoroughfares, providing a necessary green-belt of nearly 4,000 trees, numerous sports fields and walking paths adjacent to one of the busiest sports, leisure and entertainment precincts in Australia.

Moore Park features high-profile and prized venues and facilities for sports and entertainment, including Moore Park Golf, the Entertainment Quarter, Fox Studios, Royal Hall of Industries, Hordern Pavilion, Centennial Parklands Equestrian Centre, Parklands Sports Centre and E.S. Marks Athletics Field.

Queens Park

Queens Park was established in 1888. It boasts a variety of 490 trees including dramatic Port Jackson and Moreton Bay figs, Holm oaks, Monterey pines, Araucarias and coral trees. It provides leisure areas and some of Sydney's busiest sporting fields all set within a natural amphitheatre surrounded by dramatic sandstone cliffs.

Callan Park

Callan Park is located on the Parramatta River within the Inner West LGA. It is the traditional land of the Gadigal and Wangal people. Callan Park is the site of Sydney's first purpose-built mental health facility following reforms in treatment in the 1870s. The buildings and grounds of the facility remain within the grounds of Callan Park today.

Given this history as a place for healing, respite and care, the *Callan Park Landscape Structure Plan* proposes a series of parkland improvements that celebrate the unique heritage and picturesque waterfront setting of Callan Park.

The Centennial Park and Moore Park Trust manages 38 ha of Callan Park under the guidance of the *Callan Park (Special Provisions) Act 2002* and the CPMPT Act.

The remaining area is managed by NSW Health under the *Callan Park (Special Provisions) Act 2002*.

Centennial Park and Moore Park Trust is a statutory body established under the CPMPT Act. It also governs the regulations relating to the Trust lands under the *Centennial Park and Moore Park Trust Regulation 2014* (Regulation).

The Trust Board consists of 8 trustees appointed by and responsible to the Minister for Planning and Public Spaces. The Trustees oversee the management and strategic direction of the organisation, meeting regularly to consider policy and advice from park management.

Overview

Greater Sydney Parklands

Centennial Park, Moore Park, Queens Park and Callan Park are part of Greater Sydney Parkland's estate managed by Greater Sydney Parklands.

We work on behalf of the NSW Government to provide safe, accessible and inclusive parklands for the people of Greater Sydney including residents and visitors.

Aims and objectives

Under the CPMPT Act, our objectives are to:

- maintain and improve the Centennial Parklands
- encourage the public to use and enjoy the parklands by promoting and increasing their recreational, historical, scientific, educational, cultural and environmental value
- maintain the right of the public to the use of the parklands
- protect the parklands environment.

Through the *Callan Park (Special Provisions) Act 2002* we work to:

- ensure that the whole of Callan Park remains in public ownership and subject to public control.
- preserve the public areas of Callan Park and, including the foreshore of Iron Cove on Parramatta River
- allow public access to that open space, including the foreshore

- preserve the heritage significance of Callan Park, including its historic buildings, gardens and other landscape features
- impose appropriate controls on the future development of Callan Park.

Management and structure

Chief Executive:

Joshua French BSc, BLandArch, Fellow AILA

Director, Finance and Business Services:

Kerry Jahangir, BBA, DipBus, Member CPA Australia

Director, Property Services:

Ben Tax, BComm

Director, Community, Engagement and Partnerships:

Laura Stevens, BA, Cert Public Participation, Cert Investor Relations, Member IPAA NSW

A/Director, Strategy, Design and Delivery:

Oriana Senese, BLandArch (Hons), DipProjMgt, FAILA, Reg LandArch

David Kirkland, BSc

Stephanie Licciardo, BSc (Architecture), BArch, Dip.Arts (Archaeology), AIA, PIA, MICOMOS

Director, Operations, Visitors and Sport:

Jacob Messer, BAppSc, ADip EM

Organisational chart



Overview

Charter

We operate under the charter for the Greater Sydney Parklands Trust.

The charter sets out the following authority and delegations for Centennial Park and Moore Park Trust.

Delegation of the Trust's functions

In accordance with Part 2 Clause 12A of the CPMPT Act, the Trust may delegate any of its functions, other than this power of delegation, to an authorised person.

If authorised by the Trust, an authorised person may subdelegate a function delegated to the person by the Trust.

Authority/functions

In accordance with Part 2 Clause 9 of the CPMPT Act the following functions may be undertaken.

- 1** The Trust may:
 - a** permit the use of the whole or any part of the Trust lands for activities of a recreational, historical, scientific, educational or cultural nature
 - b** in or in connection with the Trust lands provide, or permit the provision of, food or other refreshments and apply for, hold or dispose of any licence, permit or other authority in connection therewith
 - c** in pursuance of its objects, procure specimens and obtain scientific data from within or outside the state
 - d** maintain, or make arrangements for the maintenance of, the property of the Trust
 - e** in pursuance of its objects, carry out surveys, assemble collections and engage in scientific research, including research outside the state, with respect to botany and ornamental horticulture
 - f** disseminate scientific information to the public and educational and scientific institutions, whether within or outside the state
 - g** promote and provide exhibits, lectures, films, publications and other types of educational instruction relating to botany and ornamental horticulture
 - h** subject to the regulations, charge and receive fees or other amounts for, or in connection with, any service provided, article sold or permission given by the Trust in its exercise of any of the powers granted to it by this section, which fees or other amounts shall be the property of the Trust
 - i** enter into any contract or arrangement with any person for the purpose of promoting the objects of the Trust.
- 2** Subject to this Act and the regulations, have the control and management of all property vested in the Trust.
- 3** The Trust may agree to any condition that is not inconsistent with its objects being imposed on its acquisition of any property.
- 4** Where, by gift inter vivos, devise or bequest, the Trust acquires property, it may retain the property in the form in which it is acquired, subject to any condition agreed to by the Trust under subsection (3) in relation to the property.
- 5** The rule of law against remoteness of vesting does not apply to a condition to which the Trust has agreed under subsection (3).
- 6** *The Duties Act 1997* does not apply to or in respect of any gift inter vivos, devise or bequest made or to be made to the Trust.
- 7** The Trust may establish such committees as it thinks fit for the purpose of assisting it to exercise its functions.
- 8** A person may be appointed to a committee whether or not the person is a trustee.
- 9** The Trust may establish, control and manage branches or departments with respect to the Trust lands, or any part thereof.
- 10** The Trust may borrow money only in accordance with the *Government Sector Finance Act 2018*.
- 11** The Trust may, and when requested by the Minister shall, make reports and recommendations to the Minister with respect to any matter relating to the objects of the Trust and in particular with respect to the future management of trust lands.

Overview

Combined annual reports

The Trust's corporate services – including finance, human resources and information technology – were managed in 2022–23 by the Department of Planning and Environment's Cluster Corporate Shared Services. Information from the cluster is incorporated into sections of this annual report.

Application for extension of time

The submission date for this annual report was extended by NSW Treasury pursuant to section 13(3) of the *Annual Reports (Statutory Bodies) Act 1984*.



Centennial Parklands Bush School, Photo Nicola Bailey



02 Strategy

Strategy

As a part of Greater Sydney Parklands, our work balances objectives for natural and cultural heritage, communities and local economies. We continuously assess how achieving one objective impacts another so we can adapt to the changing context.

To meet our obligations and achieve our objectives, our work is driven by 8 operating principles:

- 1 VISITOR FOCUSED**
We put the park user at the centre. We engage with a diversity of park users and many others to understand their needs before making decisions that impact them. We aim to be their trusted partner.
- 2 EVIDENCE-BASED DECISION-MAKING**
We act on evidence. Our science-based, best-practice approach to planning and decision-making responds to demand and recognises the changing context.
- 3 ENTREPRENEURIAL MINDSET**
We think strategically. We are creative and innovative to maximise public policy outcomes from our investments. We balance risk and reward and aim for a sustainable business model.
- 4 CITY-WIDE FOCUS**
We link local to the big picture. We think beyond land ownership boundaries to connect the parklands estate to our communities and champion blue-green connectivity across the city.
- 5 SCALABLE AND ADAPTABLE**
We plan for growth. We design business models, systems and processes that scale in a sustainable way with a low administration burden and are tailored to the opportunities and challenges of individual parks.

6 EXCELLENCE

If we do it, we nail it. We identify core functions and activities that we commit to through a culture of continuous improvement, trials and pilots, and aiming high.

7 INTERNAL EXPERTISE

We lead in parks. Our internal expertise is targeted to our core business areas. Where appropriate, we partner with the community, local or state agencies or the private sector, allowing for an agile and efficient workforce focused on our long-term goals.

8 ACCOUNTABILITY

We get the job done. Clear roles and responsibilities for all employees are transparent, agreed and linked to organisational values, objectives and measures.

A key element of our work in the 2022–23 financial year was the finalisation of our Consultation and Engagement Framework in February 2023. We also called on people to nominate for a place on the new community trustee boards established under the *Greater Sydney Parklands Trust Act 2022*. The community trustee boards support the management and enhancement of each of the parks in the parklands estate.

Each board includes at least 7 members including council-nominated community representatives, First Nations representatives, people with experience in heritage management and those with a sound knowledge of the relevant parks.



Strategic objectives and/or outcomes

We are the key advocate across government for the NSW Government's *50-Year Vision for Greater Sydney's Open Space and Parklands*. Our work is framed around the vision's 4 strategic directions:

- 1 Growing parks for people
- 2 Connecting people to parks
- 3 Keeping Sydney green and vibrant
- 4 Caring for the environment.

We have established a strategic framework for 2023 to 2028. The vision for that period is:

A city of connected parklands

To achieve this, our purpose is:

Caring for parklands and connecting communities

Over that period, our objectives are:

- **Accessibility:** To create environments that are accessible and enjoyable, inclusive and engaging for all visitors.
- **Partnerships:** To foster public and private partnerships that improve the visitor experience and return value to government and the community over a range of policy areas.
- **Advocacy:** To advocate for a connected network of waterways and parks, and policies that align with our purpose.
- **Sustainability:** To contribute to long-term social, economic and environmental sustainability through the management and growth of the parklands estate.

- **Growth:** To plan for a growing parklands estate with a scalable and efficient operation that allows us to meet our statutory objectives.


In the immediate term, we will work towards these outcomes by achieving the following priorities:

- 1 Support community trustee boards to protect and activate the parklands estate in a sustainable way through our Consultation and Engagement Framework.
- 2 Develop place-based approaches that improve accessibility and foster enjoyment and partnerships for sustainability.
- 3 Prepare to expand the parklands estate through efficient, effective and scalable operations, and to support the NSW Government's housing agenda.
- 4 Identify and cultivate key partnerships with state and local agencies and private partnerships to improve the visitor experience and generate revenue.
- 5 Create a program to plan, monitor and evaluate protected areas of natural environment.

We see opportunities for the future expansion of the parklands estate.

As we work towards this goal, we want each of these parks to retain their distinctive qualities while enhancing their public value.

This will give the people of Greater Sydney a diversity of options and experiences, alongside consistent and best practice policy, advocacy and management.





03

Operations and performance

Operations and performance

Management and activities

Community trustee boards

We established community trustee boards as one form of engaging with local communities on the future of Centennial Parklands and Callan Park. The respective community trustee boards for Centennial Park, Moore Park and Callan Park play an advisory role, representing a range of community interests and local perspectives on:

- park stewardship
- activities and usage
- environmental, heritage and cultural issues.

The community trustee boards have a direct impact on how Centennial Parklands and Callan Park operate, with their advice considered directly by the Centennial Park and Moore Park Trust Board.

Community trustee board members were appointed by the Minister for Cities and Active Transport on 5 December 2022.

The Centennial Park and Moore Park community trustee board replaces the Centennial Parklands Community Consultative Committee, which held its final meeting on 22 November 2022.



Centennial Park and Moore Park community trustee board

- Alex Kibble (heritage representative)
- Alia Karaman (Chair)
- Alim Fazley
- Barbara Simms (First Nations representative)
- Lord Mayor Cr Clover Moore AO (City of Sydney nominated representative)
- Ross Nicholas
- Cr Isabelle Shapiro OAM (Woollahra Municipal Council nominated representative)
- Joseph Herschel
- Mayor Cr Paula Masselos (Waverley Council nominated representative)
- Ross Feller (Randwick City Council nominated representative)

Callan Park community trustee board

- Amelia Lawrence
- Mayor Cr Darcy Byrne (Inner West Council nominated representative)
- Deborah Lennis (First Nations representative)
- Keith Irving (Chair)
- Louisa Larkin
- Roslyn Burge (heritage representative)
- Stephen Conaty

Operations and performance

Centennial Parklands

Centennial Parklands comprises Centennial Park, Moore Park and Queens Park. It is an open space oasis for the residents of and visitors to Greater Sydney's eastern suburbs.

Our events and community programs bring the community together and encourage them connect with nature in the heart of the city.

Connecting with our communities

- The **31.2 million visits to the park** this financial year represented stable growth in visitation. Visitors enjoyed further offerings in green space and access to open space through events and education programs.
- An aggregated customer **satisfaction score of 86%** reflects our high standards of customer service. The average Net Promoter Score is 85%.
- We saw **continued growth in community sport** with more than 900,000 registered participants and more than 600 major user groups utilising our 120 sporting facilities.
 - Across fields, wickets, tracks and courts we facilitated 40,000 individual group bookings – this translates to 90,000 hours of booked community content or 1.9 million hours of individual use.
 - People played 91,000 rounds of golf at Moore Park Golf, hit more than 26 million balls on the driving range and took 18,000 golf lessons. Overall, community use exceeded 700,000 hours.
 - With a 75% occupancy rate, around 70,000 hours of activity took place at the equestrian facilities.
- Our **nature education experiences**, including school excursions, community programs and events, reached nearly **30,000 participants of all ages**.
- Live music returned to the parklands, with **21,000 people attending the Listen Out music festival** in October 2022 and the new music festival, **Knotfest**, welcoming more than **28,500 people** in March 2023.
- Almost **25,000 people** attended **Good Things music festival** on the Brazilian Fields in December 2022, with many visitors from regional areas, including the Nepean, Ingleburn, Gosford and the Hunter. This illustrates the unique visitation and engagement benefits of major events and subsequent contributions to the local visitor economy.
- Attendance at major events at Centennial Parklands was the highest since 2018, generating **\$1.34 million in revenue** and contributing to **\$1.62 million raised for charity**.
- The successful **return of Science in the Swamp**, an Australian Government grant-supported community event for National Science Week, attracted 10,000 visitors.
- Centennial Parklands Foundation's **Education Access Pass** enabled thousands of socio-economically disadvantaged children to enjoy experiences in the parklands.
- The **Centennial Parklands Foundation contributed \$313,000** towards nature education and conservation project and priorities.
- The Foundation held a celebration event to mark the **5-year anniversary of Ian Potter Children's WILD PLAY Garden** in October 2022.
- Our Education and Community Programs team **trained 500 educators and caregivers** through accredited professional development programs and presented at national and international conferences.
- The **Camping 101 program** gave 300 families the chance to enjoy a unique, tailor-made overnight nature experience within the parklands.

Operations and performance

Caring for the environment and protecting our heritage

- Centennial Park introduced its first dual naming, **Badu Ngura (Lachlan Swamp)**. Interpretive signage by Aboriginal artist Jordan Ardler and the Gujaga Foundation enriched the wetlands walk and Robertson Road Native Garden.
- We introduced **new signage at the Robertson Road cultural garden**, helping people to learn about the strong connection between Aboriginal culture and native flora.
- Volunteers **planted 3,000 plants** at various sites in Centennial Parklands.
- More than **500 primary school students planted 1,500 plants** under the Saving the Scrub initiative.
- Our bushland management activities focused on the Eastern Suburbs Banksia Scrub and pond-edge vegetation, including **new plantings and habitat logs at Kensington Pond** supported by the Centennial Parklands Foundation.
- Our **annual autumn tree planting yielded 97 new plantings**, 24 of which went into Moore Park.
- The Centennial Parklands Foundation supported the installation of a **new floating pontoon at Kippax Lake** to assist with providing refuge habitat for urban wildlife.
- Corporate volunteers – including from Apple, Adobe and CNN - helped to rejuvenate the Sydney freshwater wetlands and **regenerate the critically endangered Eastern Suburbs Banksia Scrub**.

Creating community and recreational facilities

- With the ongoing staged removal of on-grass car parking from Moore Park East, in April 2023 we finalised the **Moore Park East Landscape Plan**, guided by *Moore Park Master Plan 2040*. Exhibited between July and September 2022, the landscape plan aims to transform Moore Park East and create a place for everyone.
- Consultation included pop-up events, webinars, online surveys and briefings with community groups, councils, sporting groups and residents. People called for **more community open space, native planting, children's play spaces, wildlife protection and better access** and connections through the precinct.
- We completed the **\$4.8 million upgrade to the historic E.S. Marks Athletics Field**, providing new state-of-the-art facilities and amenities for the next generation of athletes.
- We **officially opened the \$3.75 million Queens Park cycleway** alongside Darley Road at the southern edge of Queens Park in August 2022.
- Royal Hall of Industries was transformed into the new headquarters for the Sydney Swans and a **world-class sporting and community hub**. Collaboration between government and one of our high-profile tenants has created a heritage-rich activated space.
- At **Hordern Pavilion**, a **\$2.7 million investment** included a new seating system that makes the venue a multipurpose space. This has increased seating capacity for concerts, driven record use and occupancy, and made the pavilion a better place for customers.
- We built a new **Queens Park amenities building** on Baronga Avenue, designed to high architectural standards to minimise visual and heritage impacts.
- We invested in **new in-ground irrigation and drainage systems at McKay Sports Fields 2 and 3** to improve the quality of the playing fields for organised sport and community use. The upgrade also improved the safety, usability, drainage and longevity of the fields.
- Design got underway for the **Mount Steel Connection Path** following detailed consultation, and the design process to update the Bat & Ball amenities at Moore Park commenced.

Operations and performance

Maintaining a sustainable organisation

- We continued to harmonise systems, processes and services of Centennial Parklands with the administration of Parramatta Park and Western Sydney Parklands under Greater Sydney Parklands.
- The Trust generated income of \$49.9 million from self-generated funds, government grants and contributions from other state agencies.
- Recurrent income from sport, property, events and fees and charges was **\$38.1 million compared to \$28 million** the previous year.
- Recurrent expenditure including depreciation was **\$51 million compared to \$42 million** the previous year.

Callan Park

Callan Park is a 61 ha parkland with almost 1.3 km of foreshore open space, state significant heritage buildings, remnant bushland and sports fields in Sydney's inner west. Of this, Greater Sydney Parklands cares for and manages 38 ha.

Callan Park is cherished for its natural and cultural heritage. This includes a significant collection of heritage buildings of outstanding architectural merit, and diverse landscapes that provide a range of passive and active recreation areas. With 38 ha of the park now under professional park management, we're looking to progressively implement the Landscape Structure Plan over the next 10 years, to complete the transformation of the site to a beautiful and functional parkland.

Already, visitors will see works to protect and restore the park's heritage, revitalising this important waterfront location. Our Memorandum of Understanding for shared site management with NSW Health ensures a coordinated approach to protecting Callan Park. We continue to actively work with our site partners including Inner West Council and NSW Health.

Connecting with our communities

- Callan Park community trustee board members toured the park in May 2023.
- Our successful **pop-up nature playground returned for the summer school holidays** and attracted many inner west families.
- We activated the Summerhouse as a meeting venue for our **educational and community school holiday programs** and held Bush Tucker tours, yoga and mindfulness sessions and fun events for school-aged children.
- The *Callan Park Companion Animals Management Plan* was implemented throughout the year beginning with community conversations, encouraging positive interactions between all park users.
- We released the results of a community survey focused on how our buildings could be activated and enjoyed. Of the more than 1000 people who shared their views, **67% want to see heritage buildings brought to life**. People support community-focused cultural facilities such as galleries and creative spaces, cafes, park amenities and more opportunities for people to come together.



Pop-up Nature Play, Callan Park

Operations and performance

Caring for the environment and protecting our heritage

- We undertook restoration works to heritage assets including completion of remediation work to the original sandstone entry gates, the adjacent gatehouse at Balmain Road, and Bonnyview Cottage.
- Callan Point Bushcare continued the bushland rehabilitation program in 2 ha of remnant bushland improving biodiversity by removing weeds and planting native trees. On Mother's Day, 200 community volunteers planted 300 saplings, shrubs and ground covers at the site.
- We developed and implemented a tree management works program and commenced high-priority risk mitigation works across the tree estate.

Creating community and recreational facilities

- Our work to revitalise the waterfront at Callan Park, as the community's key priority, continued with the first stages of construction at Waterfront Green. This includes enhancing the recreation space and providing an accessible amenities building, pedestrian links to the Bay Run and community sports hub from Wharf Road.
- We are committed to working with Transport for NSW, Inner West and Canada Bay Councils to achieve an integrated outcome for the Bay Run.

Maintaining a sustainable organisation

- Our team provided proactive and responsive management of the park, with expertise on strategic planning, environmental issues, biodiversity, heritage, visitor services, asset management and compliance.
- Through an open tender process, we awarded Balmain District Football Club a lease for Building 497 (Repatriation Ward B) in Callan Park. A NSW Office of Sport grant will fund a portion of the works to revitalise the building, address compliance issues and create a space for community use.

Land disposal


In 2022–23 no land disposals of value greater than \$5 million occurred that would have required disposal by way of public auction or tender.


Research and development

In the 2022–23 financial year, we continued to support research including studies on microbats and nest boxes. We also commenced partnership discussions with Sydney Water and Ozfish on the control program for carp in the ponds within Centennial Park.

Implementation of price determination

The Trust has not been subject to a determination or recommendation of the Independent Pricing and Regulatory Tribunal.





04

**Management
and accountability**

Management and accountability

Number and remuneration of senior executives

Number of senior executives						
Band	2021–22			2022–23		
	Female	Male	TOTAL	Female	Male	TOTAL
Band 4 Secretary	–	–	–	–	–	–
Band 3 Group/Deputy Secretary	–	–	–	–	–	–
Band 2 Executive Director	1	–	1	–	1	1
Band 1 Director	1	3	4	2	3	5
TOTAL	2	3	5	2	4	6

Note 1: These are senior executive statistics as of 30 June 2023. This data is based solely on senior executives in their substantive role and band level.

Average remuneration of senior executives		
Band	2021–22	2022–23
	Average remuneration (\$)	Average remuneration (\$)
Band 4 Secretary	–	–
Band 3 Group/Deputy Secretary	–	–
Band 2 Executive Director	317,876	335,017
Band 1 Director	224,125	225,862

Total employee-related expenditure relating to senior executives (%)	
2021–22	2022–23
91%	91%

Management and accountability

Human resources

Our human resources information including executive director remuneration, as approved by the Board, is a combination of Parramatta Park Trust, Centennial Park and Moore Park Trust and Western Sydney Parklands Trust information as payroll shared cost allocation among the Trusts.

Number of officers and employees by category with previous year comparison			
Role	2020–21	2021–22	2022–23
Ongoing	67	69	76
Temporary	4	16	13
Casual	8	7	15
Executive	5	5	6
TOTAL	84	97	110

Note 1: Headcount data reported at end of reporting period

Consultants

Consultants equal to or more than \$50,000		
Consultant name	Title of project	Actual costs (\$'000)
Investment NSW	Project Midnight	\$126,000
TOTAL		\$126,000

Consultants less than \$50,000	
Total number of engagements	Total costs
13	\$131,000

Management and accountability

Promotion

There were no overseas visits by employees during the reporting period.

Requirements arising from employment arrangements

The Trust did not provide personnel services to any entities.

The Trust received personnel services from the Department of Planning and Environment.

Legal change

Responsibility for the Trust has moved to the Minister for Planning and Public Spaces (previously the Minister for Cities and Active Transport) under the 5 April 2023 *Administrative Arrangements (Minns Ministry–Administration of Acts) Order 2023*. However no administrative order to transfer the Trust's staff and functions was formalised at that date.

As per *Administrative Arrangements (Administrative Changes–Miscellaneous) Order (No 5) 2023* dated 28 June 2023, the Trust's staff and functions transferred to the Department of Planning and Environment from 1 July 2023.

Events arising after the end of the annual reporting period

The Trust has not identified any further significant event after reporting date that is required to be included in the financial statements or the annual report.

Risk management and insurance activities

Our insurance coverage is held with the NSW Treasury Managed Fund and includes policies for workers compensation, public liability, directors and officers liability and motor vehicle, property and miscellaneous insurance.

Internal audit and risk management policy attestation

We are of the opinion that we have internal audit and risk management processes in place that, in all material respects, comply with the core requirements set out in Treasury Policy Paper (TPP) 20-08 *Internal Audit and Risk Management Policy for the General Government Sector*.

I, Joshua French, Chief Executive, am of the opinion that Centennial Park and Moore Park Trust has internal audit and risk management processes in place and comply with the core requirements in Treasury Policy Paper 20-08 *Internal Audit and Risk Management Policy for the General Government Sector*.



Joshua French
Chief Executive
Centennial Park and Moore Park Trust

Management and accountability

Cyber security policy (CSP) attestation

I, Joshua French, Chief Executive, am of the opinion:

In relation to the information systems provided by the Department of Planning and Environment Cluster Corporate Services to the Centennial Park and Moore Park Trust:

- The Department of Planning and Environment has managed cyber security risks in a manner consistent with the mandatory requirements set out in the NSW Government Cyber Security Policy and in alignment with its enterprise risk management framework.
- Governance is in place to manage the department's cyber security maturity and initiatives.
- Risks to the Department of Planning and Environment's information and systems are assessed and managed.
- The existing cyber incident response plan for the department has been tested during the reporting period.
- The Department of Planning and Environment Cluster Corporate Services has maintained certified compliance with ISO 27001 Information technology - Security techniques - Information security management systems - Requirements by an Accredited Third Party (BSI) during 2022–23 (Certificate Number: IS 645082).
- The Department of Planning and Environment Cluster Corporate Service's Cyber Security Strategy ensures continuous improvement and management of cyber security governance and resilience.

In relation to the information systems managed by the Trust:

- The Trust manages cyber security risks using an enterprise risk management framework and continues to improve the management of its cyber risks.
- Cyber security is an evolving landscape that requires an ongoing program of work. The Trust is committed to maturing cyber security controls through risk assessment, appropriate resourcing and maturity targets.
- The Trust does not have any Crown Jewels that are agency-managed. The Trust has identified its Business Critical Assets and conducted a risk assessment of cyber security-related risks for those assets.
- There is a governance committee at Department level for cyber security including risks, plans and meeting the requirements of the Cyber Security Policy.
- The Trust's Business Critical Assets are hosted by third party vendors. The Trust's cyber incident response plan for information systems relies on our Cyber Security Incident Response Procedure and vendor response plan. The Trust's Information Security Management System (ISMS) relies on vendors' systems.
- The vendors of information systems utilised by the Trust have Information Security Management System (ISMS) in place and the Trust's assessment criteria for preferred vendors of information systems includes a requirement for an ISMS is managed by CIO at Department level.



Joshua French

Chief Executive
Centennial Park and Moore Park Trust

Management and accountability

Compliance with the *Privacy and Personal Information Protection Act 1998 (PIIP Act)*

Under Clause 6 of the *Annual Reports (Departments) Regulation 2010*, we must provide a statement of our actions to comply with the PIIP Act. We must also provide statistical details of any reviews conducted by or on behalf of the Department of Planning and Environment under Part 5 of the PIIP Act.

We comply with the Privacy Management Plan for the Department of Planning and Environment. The plan outlines how the department and its cluster agencies comply with the principles of the PIIP Act and the *Health Records and Information Privacy Act 2002*. The department's Information Access and Privacy Unit provide specialist privacy advice and training to departmental cluster staff.

In 2022–23 Centennial Park and Moore Park Trust received no applications for review under Part 5 of the PIIP Act.

Government Information (*Public Access*) Act 2009 (GIPA Act)

Centennial Park and Moore Park Trust has delegated its functions under section 9 of the GIPA Act to the Information Access and Privacy Unit of the NSW Department of Planning and Environment. Therefore, all statistical information about access applications required to be included in an annual report regarding the Trust, in compliance with s125 of the GIPA Act and Clause 8 of the *Government Information (Public Access) Regulation 2018*, is included in the annual report for the Department of Planning and Environment.

Public Interest Disclosures Act 1994 (PID Act)

Under the PID Act, each public authority is required to prepare an annual report on their obligations under this Act. Centennial Park and Moore Park Trust information is captured in the Department of Planning and Environment's Annual Report, as the department manages all public interest disclosures centrally.

Costs incurred in the production of this report

\$31,147.20

The submission date for this annual report was extended by NSW Treasury pursuant to section 13(3) of the *Annual Reports (Statutory Bodies) Act 1984*. Due to limited internal resources, this report was produced with some assistance from third party contractors.

Website to access this report

The Centennial Park and Moore Park Trust Annual Report 2022-23 is available online at [Annual Reports - Centennial Park & Moore Park Trust - Centennial Parklands](#).

Exemptions

Centennial Park and Moore Park Trust has not applied for, nor received, any exemptions from including certain information in the 2022–23 annual report.

05

Sustainability



WALK WAGEC
WOMEN'S AND GIRLS' EMERGENCY CENTRE
CENTENNIAL PARKLANDS
10/11/2018

Sustainability

Disability inclusion action plans

All disability inclusion action plan initiatives for Centennial Park and Moore Park Trust fall under the Department of Planning and Environment and are reported in the department's annual report.

Modern Slavery Act 2018 (NSW)

Centennial Park and Moore Park Trust operates under the Department of Planning and Environment's procurement framework, with services provided to the Trust. Modern Slavery Act 2018 (NSW) requirements are managed through this framework. Further information is captured in the Department of Planning and Environment's Annual Report.

Work health and safety

We are committed to ensuring the safety and wellbeing of those who come to the parklands including employees, contractors, and volunteers. We operate under the requirements of SafeWork NSW.

There were 13 near misses and incidents reported in 2022–23 across Centennial Park and Moore Park Trust, involving staff, volunteers or contractors, with 6 of these resulting in an injury. No workers compensation insurance claims were recorded in 2022–23. No incidents needed to be notified to SafeWork NSW.

Sustainability

Workforce diversity

Our workforce diversity strategies and achievements fall under the Department of Planning and Environment and are reported in its annual report. Our workforce diversity information combines data from Centennial Park and Moore Park Trust, Parramatta Park Trust and Western Sydney Parklands Trust.

Trends in the representation of workforce diversity groups				
Workforce diversity group	Benchmark	2021	2022	2023
Women	50%	45.1%	45.0%	50%
Aboriginal and/or Torres Strait Islander peoples	3.3%	1.2%	1.0%	1.0%
People whose first language spoken as a child was not English	23.2%	11.9%	15.0%	12%
People with a disability	5.6%	2.7%	1.3%	1.0%
People with disability requiring work-related adjustment	N/A	1.2%	0.0%	0.0%

Note 1: The benchmark of 50% for representation of women across the sector is intended to reflect the gender composition of the NSW community.

Note 2: The *NSW Public Sector Aboriginal Employment Strategy 2014–17* introduced an aspirational target of 1.8% by 2021 for each of the sector's salary bands. If the aspirational target of 1.8% is achieved in salary bands not currently at or above 1.8%, the cumulative representation of Aboriginal employees in the sector is expected to reach 3.3%.

Note 3: A benchmark from the ABS Census is included for people whose first language spoken as a child was not English. The ABS Census does not provide information about first language, but does provide information about country of birth. The benchmark of 23.2% is the percentage of the NSW general population born in a country where English is not the predominant language.

Note 4: In December 2017 the NSW Government announced the target of doubling the representation of people with disability in the NSW public sector from an estimated 2.7% to 5.6% by 2027. More information can be found at [Jobs for People with Disability: A plan for the NSW public sector](#). The benchmark for 'people with disability requiring work-related adjustment' was not updated.


Trends in the distribution index for workforce diversity groups				
Workforce diversity group	Benchmark	2021	2022	2023
Women	100	N/A	N/A	N/A
Aboriginal and/or Torres Strait Islander peoples	100	N/A	N/A	N/A
People whose first language spoken as a child was not English	100	N/A	N/A	N/A
People with a disability	100	N/A	N/A	N/A
People with disability requiring work-related adjustment	100	N/A	N/A	N/A

Note 1: A distribution index score of 100 indicates that the distribution of members of the workforce diversity group across salary bands is equivalent to that of the rest of the workforce. A score less than 100 means that members of the workforce diversity group tend to be more concentrated at lower salary bands than is the case for other staff. The more pronounced this tendency is, the lower the score will be. In some cases, the index may be more than 100, indicating that members of the workforce diversity group tend to be more concentrated at higher salary bands than is the case for other staff.

Note 2: The distribution index is not calculated when the number of employees in the workforce diversity group is less than 20 or when the number of other employees is less than 20.

Financial performance

Year ended 30 June 2023





INDEPENDENT AUDITOR'S REPORT

Centennial Park and Moore Park Trust

To Members of the New South Wales Parliament

Opinion

I have audited the accompanying financial statements of Centennial Park and Moore Park Trust (the Trust), which comprise the Statement by the Accountable Authority, the Statement of Comprehensive Income for the year ended 30 June 2023, the Statement of Financial Position as at 30 June 2023, the Statement of Changes in Equity and the Statement of Cash Flows, for the year then ended, notes comprising a Summary of Significant Accounting Policies, and other explanatory information.

In my opinion, the financial statements:

- have been prepared in accordance with Australian Accounting Standards and the applicable financial reporting requirements of the *Government Sector Finance Act 2018* (GSF Act), the *Government Sector Finance Regulation 2018* (GSF Regulation) and the Treasurer's Directions
- presents fairly the Trust's financial position, financial performance and cash flows.

My opinion should be read in conjunction with the rest of this report.

Basis for Opinion

I conducted my audit in accordance with Australian Auditing Standards. My responsibilities under the standards are described in the 'Auditor's Responsibilities for the Audit of the Financial Statements' section of my report.

I am independent of the Trust in accordance with the requirements of the:

- Australian Auditing Standards
- Accounting Professional and Ethical Standards Board's APES 110 'Code of Ethics for Professional Accountants (including Independence Standards)' (APES 110).

Parliament promotes independence by ensuring the Auditor-General and the Audit Office of New South Wales are not compromised in their roles by:

- providing that only Parliament, and not the executive government, can remove an Auditor-General
- mandating the Auditor-General as auditor of public sector agencies
- precluding the Auditor-General from providing non-audit services.

I have fulfilled my other ethical responsibilities in accordance with APES 110.

I believe the audit evidence I have obtained is sufficient and appropriate to provide a basis for my audit opinion.

Trust are responsible for the other information. At the date of this Independent Auditor's Report, the other information I have received comprise the annual report.

My opinion on the financial statements does not cover the other information. Accordingly, I do not express any form of assurance conclusion on the other information.

In connection with my audit of the financial statements, my responsibility is to read the other information and, in doing so, consider whether the other information is materially inconsistent with the financial statements or my knowledge obtained in the audit, or otherwise appears to be materially misstated.

If, based on the work I have performed, I conclude there is a material misstatement of the other information, I must report that fact.

I have nothing to report in this regard.

Board's Responsibilities for the Financial Statements

The members of the Board are responsible for the preparation and fair presentation of the financial statements in accordance with Australian Accounting Standards, the GSF Act, GSF Regulation and Treasurer's Directions. The Board's responsibility also includes such internal control as the Board determines is necessary to enable the preparation and fair presentation of the financial statements that are free from material misstatement, whether due to fraud or error.

In preparing the financial statements, the Board is responsible for assessing the Trust's ability to continue as a going concern, disclosing as applicable, matters related to going concern and using the going concern basis of accounting.

Auditor's Responsibilities for the Audit of the Financial Statements

My objectives are to:

- obtain reasonable assurance about whether the financial statements as a whole are free from material misstatement, whether due to fraud or error
- issue an Independent Auditor's Report including my opinion.

Reasonable assurance is a high level of assurance, but does not guarantee an audit conducted in accordance with Australian Auditing Standards will always detect material misstatements. Misstatements can arise from fraud or error. Misstatements are considered material if, individually or in aggregate, they could reasonably be expected to influence the economic decisions users take based on the financial statements.

A description of my responsibilities for the audit of the financial statements is located at the Auditing and Assurance Standards Board website at: www.auasb.gov.au/auditors_responsibilities/ar4.pdf . The description forms part of my auditor's report.

The scope of my audit does not include, nor provide assurance:

- that the Trust carried out its activities effectively, efficiently and economically
- about the assumptions used in formulating the budget figures disclosed in the financial statements
- about the security and controls over the electronic publication of the audited financial statements on any website where they may be presented
- about any other information which may have been hyperlinked to/from the financial statements.

Nirupama Mani

Nirupama Mani
Director, Financial Audit

Delegate of the Auditor-General for New South Wales

27 November 2023
SYDNEY

Statement by the Accountable Authority

Pursuant to Part 7.6 of the *Government Sector Finance Act 2018* (GSF Act), we state that:

- a) the accompanying financial statements have been prepared in accordance with the Australian Accounting Standards and any other requirements specified by the *GSF Act*, the *Government Sector Finance Regulation 2018* and the Treasurer's directions.
- b) the statements present fairly Centennial Park and Moore Park Trust's (the Trust's) financial position, financial performance and cashflows.
- c) we are not aware of any circumstances that would render any particulars included in the financial statements to be materially misleading or inaccurate.



Michael Rose
Chairman
Centennial Park and Moore Park Trust
24 November 2023



Joshua French
Chief Executive
Centennial Park and Moore Park Trust
24 November 2023

Contents

Statement of Comprehensive Income for the year ended 30 June 2023	35
Statement of Financial Position as at 30 June 2023	36
Statement of Changes in Equity for the year ended 30 June 2023	37
Statement of Cash Flows for the year ended 30 June 2023	38
1 Summary of Significant Accounting Policies	39
2 Revenue	42
3 Expenses Excluding Losses	47
4 Other Gains / (Losses)	50
5 Current Assets - Cash and Cash Equivalents	51
6 Current Assets - Receivables	51
7 Current Assets - Inventories	53
8 Non-Current Assets - Receivables	53
9 Contract Assets and Liabilities	54
10 Non-Current Assets - Property, Plant and Equipment	55
11 Leases	65
12 Intangible Assets	68
13 Fair Value Measurement of Non-Financial Assets	69
14 Current Liabilities - Payables	72
15 Current / Non-Current Liabilities - Provisions	72
16 Current / Non-Current Liabilities - Other Liabilities	74
17 Equity	74
18 Commitments for Expenditure	75
19 Remuneration of Auditors	75
20 Contingent Assets and Liabilities	75
21 Budget Review	76
22 Reconciliation of Cash Flows from Operating Activities to Net Result	76
23 Financial Instruments	77
24 Related Party Disclosure	81
25 Impact of Climate Change and Risks on the Trust's Assets and Services	82
26 Impact of COVID-19	82
27 Greater Sydney Parklands Trust Act 2022 (GSPT Act)	83
28 Machinery of Government (MOG) Update	83
29 Events Occurring After Reporting Date	84

Statement of Comprehensive Income for the year ended 30 June 2023

	Notes	Actual 2023 \$'000	Budget 2023 \$'000	Actual 2022 \$'000
CONTINUING OPERATIONS				
REVENUE				
Sale of goods and services from contracts with customers	2(a)	22,683	24,408	16,544
Investment revenue	2(b)	15,164	11,600	11,240
Retained taxes, fees and fines	2(c)	277	217	250
Grants and other contributions	2(d)	8,834	10,541	31,464
Acceptance by the Crown of employee benefits and other liabilities	2(e)	522	–	242
Other income	2(f)	2,427	1,989	1,704
Total revenue		49,907	48,755	61,444
EXPENSES EXCLUDING LOSSES				
Personnel services expenses	3(a)	8,307	7,973	7,445
Other operating expenses	3(b)	29,516	29,315	24,865
Depreciation and amortisation	3(c)	13,188	9,430	9,692
Finance costs	3(d)	1	2	1
Total expenses excluding losses		51,012	46,720	42,003
Operating result		(1,105)	2,035	19,441
Net loss on disposals	4(a)	(960)	(533)	(755)
Impairment loss on property, plant and equipment	4(a)	(40)	–	(198)
Impairment write back on financial assets	4(b)	495	–	405
Net result		(1,610)	1,502	18,893
OTHER COMPREHENSIVE INCOME				
<i>Items that will not be reclassified to net result in subsequent periods</i>				
Changes in revaluation surplus of property, plant and equipment	10	153,310	23,800	110,184
Assets recognised for the first time	10	–	–	2
Total other comprehensive income		153,310	23,800	110,186
TOTAL COMPREHENSIVE INCOME		151,700	25,302	129,079

The accompanying notes form part of these financial statements

Statement of Financial Position as at 30 June 2023

	Notes	Actual 2023 \$'000	Budget 2023 \$'000	Actual 2022 \$'000
ASSETS				
Current Assets				
Cash and cash equivalents	5	31,988	17,563	31,392
Receivables	6	4,976	4,112	4,868
Inventories	7	410	297	322
Total current assets		37,374	21,972	36,582
Non-Current Assets				
Receivables	8	4,712	4,552	2,434
Property, Plant and Equipment	10	1,614,236	1,497,213	1,464,968
Right-of-use assets	11(a)(i)	73	244	134
Intangible assets	12	705	627	860
Total non-current assets		1,619,726	1,502,636	1,468,396
Total assets		1,657,100	1,524,608	1,504,978
LIABILITIES				
Current Liabilities				
Payables	14	7,930	4,077	9,074
Provisions	15 (a)	995	964	929
Contract liabilities	9	2,403	3,200	2,324
Lease liabilities	16(a)	45	23	61
Other current liabilities	16(b)	3,210	1,273	1,730
Total current liabilities		14,583	9,537	14,118
Non-Current liabilities				
Provisions	15(a)	17	13	15
Lease liabilities	16(a)	28	147	73
Total non-current liabilities		45	160	88
Total liabilities		14,628	9,697	14,206
NET ASSETS		1,642,472	1,514,911	1,490,772
EQUITY				
Reserves		834,820	705,662	681,619
Accumulated funds		807,652	809,249	809,153
TOTAL EQUITY		1,642,472	1,514,911	1,490,772

The accompanying notes form part of these financial statements.

Statement of Changes in Equity for the year ended 30 June 2023

	Notes	Accumulated Funds \$'000	Asset Revaluation Surplus \$'000	Total \$'000
Balance at 1 July 2022		809,153	681,619	1,490,772
Net result		(1,610)	–	(1,610)
Other comprehensive income				
Net change in revaluation surplus of property, plant and equipment	10	–	153,310	153,310
Total other comprehensive income		–	153,310	153,310
Total comprehensive income for the year		(1,610)	153,310	151,700
Transactions with Owners in their capacity as owners				
Transfers on disposal of property, plant and equipment		109	(109)	–
Total transactions with owners in their capacity as owners		109	(109)	–
Balance at 30 June 2023		807,652	834,820	1,642,472
Balance at 1 July 2021		790,017	571,676	1,361,693
Net result		18,893	–	18,893
Other comprehensive income				
Net change in revaluation surplus of property, plant and equipment	10	–	110,184	110,184
Assets recognised for the first time	10	–	2	2
Total other comprehensive income		–	110,186	110,186
Total comprehensive income for the year		18,893	110,186	129,079
Transactions with Owners in their capacity as owners				
Transfers on disposal of property, plant and equipment		243	(243)	–
Total transactions with owners in their capacity as owners		243	(243)	–
Balance at 30 June 2022		809,153	681,619	1,490,772

The accompanying notes form part of these financial statements.

Statement of Cash Flows for the year ended 30 June 2023

	Notes	Actual 2023 \$'000	Budget 2023 \$'000	Actual 2022 \$'000
CASH FLOWS FROM OPERATING ACTIVITIES				
Payments				
Personnel services		(9,066)	(7,973)	(7,732)
Suppliers for goods and services		(29,651)	(36,178)	(26,428)
Finance costs		(1)	(2)	(1)
Total payments		(38,718)	(44,153)	(34,161)
Receipts				
Sale of goods and services		24,436	24,354	18,584
Grants and other contributions		9,551	3,980	29,722
Rent received		14,014	11,547	12,508
Retained taxes, fees and fines		266	–	264
Reimbursements from the Crown		522	–	242
Interest received		755	54	37
Other		3,357	7,321	2,114
Total receipts		52,901	47,256	63,471
Net cash flows from operating activities	22	14,183	3,103	29,310
CASH FLOWS FROM INVESTING ACTIVITIES				
Purchase of property, plant and equipment and intangibles		(13,548)	(13,049)	(20,310)
Proceeds from sale property, plant and equipment and intangibles	4(a)	22	–	80
Net cash flows from investing activities		(13,526)	(13,049)	(20,230)
CASH FLOWS FROM FINANCING ACTIVITIES				
Payment of principal portion of lease liabilities	11(a)(ii)	(61)	(70)	(59)
Net cash flows from financing activities		(61)	(70)	(59)
Net increase / (decrease) in cash and cash equivalents		596	(10,017)	9,021
Opening cash and cash equivalents		31,392	27,580	22,371
CLOSING CASH AND CASH EQUIVALENTS	5	31,988	17,563	31,392

The accompanying notes form part of these financial statements.

Notes to and forming part of the Financial Statements for the year ended 30 June 2023

1 Summary of Significant Accounting Policies

(a) Reporting entity

The Centennial Park and Moore Park Trust (the Trust) is a corporation constituted under the *Centennial Park and Moore Park Trust Act 1983*. It is a NSW government entity and is controlled by the State of New South Wales, which is the ultimate parent. It operates as one program group and there are no other entities under its control which are required to be consolidated in these financial statements.

The Trust is incorporated and domiciled in Australia and its principal place of business is Banksia Way, Centennial Park, Sydney.

The Trust is a not-for-profit entity (as profit is not its principal objective) and is consolidated as part of the NSW Total State Sector.

The mission of the Trust is to manage Centennial Parklands as a place of national significance for the enjoyment, social connection and wellbeing of the community and in the meantime continue to preserve and improve the Parklands. Centennial Parklands is 398.95 hectares in area and comprises Centennial Park, Moore Park, Queens Park and Callan Park.

Callan Park is subject to the provisions of the *Callan Park (Special Provisions) Act 2002* (The Act) which provides for the preservation of the land as publicly owned open space for health, education and community uses. Of the 61 hectares Callan Park site, 38 hectares is owned by the Trust and managed as public open space subject to the controls in the Act. This includes protecting and preserving the heritage significance of Callan Park including its historic buildings, gardens, and other landscape features and providing ongoing public access, for recreational purposes, to the parkland and foreshores.

The Trust's principal activities are the custodianship of the natural and cultural heritage of the parks, to provide venues for the community which enable participation in a range of sporting, recreational, cultural and educational activities for diverse users as well as the provision of a range of other activities through leases/licenses of a number of facilities.

As a result of the *Government Sector Employment Act 2013*, employees of the Trust are reported as employees of a Division of the Government Service. From 1 April 2022, the Department of Transport (DoT) has provided these services (refer *Administrative Arrangements (Administrative Changes - Miscellaneous) Order 2022*). Prior to 1 April 2022 these services were provided by the Department of Planning and Environment (DPE). The Trust reports employee related information as "personnel services" in its financial statements.

These financial statements for the year ended 30 June 2023 have been authorised for issue by the Trust on the 24 November 2023.

(b) Basis of preparation

The Trust's financial statements are general purpose financial statements which have been prepared on an accrual basis and in accordance with:

- applicable Australian Accounting Standards (which include Australian Accounting Interpretations)
- the requirements of the *Government Sector Finance Act 2018* (GSF Act), and *Government Sector Finance Regulation 2018*, and
- Treasurer's Directions issued under the GSF Act.

Property, plant and equipment, financial assets and liabilities are measured using fair value basis. Other financial statement items are prepared in accordance with the historical cost convention except where specified otherwise.

The impact of COVID-19 and other associated economic factors increases the level of judgement across a number of key areas for the Trust, in particular recognition and measurement of the assets of the Trust. Judgements, key assumptions and estimations that management has made, are disclosed in the relevant notes to the financial statements.

Unless otherwise stated, amounts are rounded to the nearest one thousand dollars and are expressed in Australian currency which is the Trust's presentation and functional currency.

The Trust's financial statements have been prepared on a going concern basis. In making its assessment that this basis was appropriate, the Trust has taken into account all available information about the future of the Trust including reliance upon Government approved funding, known efficiency dividends, estimated insurance recoveries and consideration of currently expected effects of COVID-19 on the Trust's activities.

(c) Statement of compliance

The financial statements and notes comply with Australian Accounting Standards, which include Australian Accounting Interpretations.

The accrual basis of accounting and applicable accounting standards has been adopted.

(d) Administered activities

The Trust does not administer or control activities on behalf of the Crown.

(e) Accounting for the Goods and Services Tax (GST)

Income, expenses and assets are recognised net of the amount of GST, except where:

- the amount of GST incurred by the Trust as a purchaser that is not recoverable from the Australian Taxation Office (ATO) is recognised as part of an asset's cost of acquisition or as part of an item of expense, and
- receivables and payables are stated with the amount of GST included.

Cash flows are included in the Statement of Cash Flows on a gross basis. However, the GST components of cash flows arising from investing activities and financing activities which are recoverable from, or payable to, the ATO are classified as operating cash flows.

(f) Comparative information

Except when an Australian Accounting Standard permits or requires otherwise, comparative information is disclosed in respect of the previous period for all amounts reported in the financial statements.

Where necessary, comparative information has been reclassified to ensure consistent presentation with the current year.

(g) Changes in accounting policy, including new or revised Australian Accounting Standards

(i) Effective for the first time in FY 2022-23

(a) Tree Accounting Policy

In the current financial year the new accounting policy for Trees has been applied for Centennial Parklands Tree assets. The Tree accounting policy will be applied to Callan Park Trees (which are separately valued) post Tree survey in FY24.

Management has adopted the new Tree accounting policy in accordance with the requirements of *AASB 108 accounting policies, changes in accounting estimates and errors*. The table below summarises how the various elements of the new Tree accounting policy have been assessed under AASB 108 and disclosed in the Trust's financial statements.

Component	AASB 108 - Classification	Material per AASB 108	Retrospective Recognition	Prospective Recognition
Depreciation	Considered to be an error	Yes	No Impractical per AASB 108 refer below *	Yes
Loss on disposal	Considered to be an error	No	n/a	Yes
<i>Change in valuation methodology (refer key components below)</i>	n/a	n/a	n/a	n/a
Tree attributes e.g. Height, Depth at Breast Height (DBH) Canopy Spread	Considered to be a change in estimate	Yes	n/a	Yes
Useful life of Trees	Considered to be a change in estimate	Yes	n/a	Yes
Base value i.e. change from compensation amounts to Nursery retail and wholesale prices	Considered to be a change in estimate	Yes	n/a	Yes

* Depreciation has not been applied retrospectively, as the Tree survey data (upon which both the Tree valuation and depreciation are based) has not been performed on the same basis as in prior periods i.e. in a way that allows a reliable estimate to be undertaken by year that would support retrospective application. Therefore in accordance with AASB 108 depreciation has not been applied retrospectively, as it is impractical to do so.

(ii) Effective for the first time in FY 2022-23

Other than the Tree accounting policy, the accounting policies applied in FY2022-23 are consistent with those of the previous financial year.

NSW public sector entities are not permitted to early adopt new AAS, unless Treasury determines otherwise per TPG23-04 Mandates of Options and Major Policy Decisions under Australian Accounting Standards. It also mandates that all Government Finance Statistics (GSF) classified agencies must apply Tier 1 (Australian Accounting Standards) reporting requirements.

The following amendments and interpretations apply for the first time in FY2022-23, but do not have any material impact on the financial statements of the Trust.

- *AASB 2020-3 Amendments to Australian Accounting Standards – Annual Improvements 2018–2020 and Other Amendments*
- *AASB 2020-6 Amendments to Australian Accounting Standards – Classification of Liabilities as Current or Non-current – Deferral of Effective Date*
- *AASB 2021-7a Amendments to Australian Accounting Standards – Effective Date of Amendments to AASB 10 and AASB 128 and Editorial Corrections [general editorials]*
- *AASB 2022-3 Amendments to Australian Accounting Standards – Illustrative Examples for Not-for-Profit Entities accompanying AASB 15.*

(iii) Issued but not yet effective

NSW public sector entities are not permitted to early adopt new AAS, unless Treasury determines otherwise (refer TPG23-04 Mandates of Options and Major Policy Decisions) under Australian Accounting Standards).

The following Standards / Interpretations have not been applied and are not yet effective.

These Standards/Interpretations are not expected to have any material impact on the financial statements of the Trust.

- *AASB 17 Insurance Contracts*
- *AASB 2020-5 Amendments to Australian Accounting Standards – Insurance Contracts*
- *AASB 2020-1 Amendments to Australian Accounting Standards – Classification of Liabilities as Current or Non-current*
- *AASB 2021-2 Amendments to Australian Accounting Standards – Disclosure of Accounting Policies and Definition of Accounting Estimates*
- *AASB 2021-5 Amendments to Australian Accounting Standards – Deferred Tax related to Assets and Liabilities arising from a Single Transaction*
- *AASB 2021-6 Amendments to Australian Accounting Standards – Disclosure of Accounting Policies: Tier 2 and Other Australian Accounting Standards*
- *AASB 2021-7b Amendments to Australian Accounting Standards – Effective Date of Amendments to AASB 10 and AASB 128 and Editorial Corrections*
- *AASB 2021-7c Amendments to Australian Accounting Standards – Effective Date of Amendments to AASB 10 and AASB 128 and Editorial Corrections*
- *AASB 2022-1 Amendments to Australian Accounting Standards – Initial Application of AASB 17 and AASB 9 – Comparative Information*
- *AASB 2022-5 Amendments to Australian Accounting Standards – Lease Liability in a Sale and Leaseback*
- *AASB 2022-6 Amendments to Australian Accounting Standards – Non-current Liabilities with Covenants*
- *AASB 2022-7 Editorial Corrections to Australian Accounting Standards and Repeal of Superseded and Redundant Standards*
- *AASB 2022-8 Amendments to Australian Accounting Standards – Insurance Contracts: Consequential Amendments*
- *AASB 2022-9 Amendments to Australian Accounting Standards – Insurance Contracts in the Public Sector, and*
- *AASB 2022-10 Amendments to Australian Accounting Standards – Fair Value Measurement of Non-Financial Assets of Not-for-Profit Public Sector Entities.*

2 Revenue

(a) Sale of goods and services from contracts with customers

	2023 \$'000	2022 \$'000
Sale of goods		
Sale of goods	11,600	9,271
Subtotal of sale of goods	11,600	9,271
Rendering of services		
Use of recreational facilities	6,658	3,850
Parking Meters	547	295
Fees received	3,878	3,128
Subtotal of Rendering of Services	11,083	7,273
Total	22,683	16,544

Recognition and Measurement

Income is recognised in accordance with the requirements of AASB 15 *Revenue from Contracts with Customers* or AASB 1058 *Income of Not-for-Profit Entities*, dependent on whether there is a contract with a customer defined by AASB 15 *Revenue from Contracts with Customers*. As AASB 1058 undertakes a residual approach, the Trust assess the applicability of AASB 15 before it considers the application of AASB 1058.

In applying the recognition and measurement principles above, majority of the Trust income streams fall within either AASB 15 (refer Note 2(a) or AASB 1058 (Refer Note 2(d)).

Sale of goods

Revenue from sale of goods is recognised as when the Trust satisfies a performance obligation by transferring the promised goods. The Trust typically satisfies its performance obligations at a point in time when the control of the goods is transferred to the customers.

Revenue from sales is recognised based on the price specified in the contract revenue and is only recognised to the extent that it is highly probable that a significant reversal will not occur. No element of financing is deemed present as the sales are made with a short credit term. No volume discount or warranty is provided on the sale.

Rendering of service

The Trust has a range of outdoor areas comprising; Centennial Park, Moore Park and Queens Park, which are made available for community participation in sporting, recreational, cultural and educational activities, as well as the provision of a range of commercial activities and ticketed events. Events and activities that require an upfront payment result in recognition of revenue from rendering of services when the Trust satisfies the performance obligation at a point in time. Any unsatisfied obligations for revenue contracts with customers have been recognised as liabilities as at 30 June 2023, refer to Note 9.

The revenue is measured at the transaction price agreed under the contract. No element of financing is deemed present as payments are due when service is provided.

(b) Investment revenue

	2023	2022
	\$'000	\$'000
Interest income from financial assets at amortised cost	755	37
Rental income	14,409	11,203
Total	15,164	11,240

Recognition and Measurement

Interest revenue

Interest income is calculated by applying the effective interest rate to the gross carrying amount of a financial asset except for financial assets that subsequently become credit-impaired. For financial assets that become credit impaired, the effective interest rate is applied to the amortised cost of the financial asset (i.e. after deducting the loss allowance for expected credit losses).

Leases - Rental income

The Trust has entered into a number of lease agreements as Lessor, whereby land and buildings owned by the Trust are leased to third parties for the purpose of operating various commercial enterprises. The term of these agreements ranges from one to fifty years. Rental income arising from these operating leases are accounted for on a straight-line basis over the term of the lease. Rent received in advance is recognised as revenue over the period to which the prepaid rent refers. Contingent rents are recognised as revenue in the period in which they are earned.

All leases are classified as operating leases as the lease payments do not represent substantially all the fair value of the land and as a result the lessee does not substantially hold all the risks and rewards incidental to ownership of the leased asset. The respective leased assets are included by the Trust in the Statement of Financial Position based on their nature.

(c) Retained taxes, fees and fines

	2023	2022
	\$'000	\$'000
Parking fines and penalty income	277	250
Total	277	250

Recognition and Measurement

Retained taxes, fees and fines primarily relate to fines received from issuance of infringement notices for breaches of Trust regulations and parking fines and penalty income arising from parking meters. Parking Infringement income is recognised as revenue when the service has been provided, the payment is received, or when the penalty has been finalised, whichever occurs first.

(d) **Grants and other contributions**

	2023	2022
	\$'000	\$'000
Grants to acquire/construct a recognisable non-financial asset to be controlled by the Trust		
Transport for NSW - assets acquired free of charge	–	2,618
Playbill Group (RHI/Hordern) – In kind infrastructure assets	99	–
Assets recognised for the first time (Callan Park)	510	–
NSW Government through Department of Planning and Environment (DPE)	–	5,900
NSW Government through Transport for NSW (CPMPT)	399	4,070
Transport for NSW (Bay Run revitalisation – Callan Park)	2,410	–
Transport for NSW (Amenities Block – Callan Park)	1,700	–
Department of Planning and Environment other	16	69
Transport for NSW (Queens Park Cycleway)	126	3,411
Transport for NSW others	–	2,089
Office of Strategic Lands – Callan Park (Parks for People)	–	10,000
Office of Sport (CPSC Tennis Court upgrade)	165	426
Eastern Suburbs District Rugby League Football Club (Kippax Lake upgrade)	271	–
Total grants to acquire/construct a recognisable non-financial asset to be controlled by the Trust	5,696	28,583
Other Grants with no specific performance obligations		
NSW Government through DPE – Callan Park recurrent grant	–	2,492
NSW Government through Transport for NSW– Callan Park recurrent grant	2,554	(39)
Total other grants with no specific performance obligations	2,554	2,453
Grants with sufficiently specific performance obligations		
Centennial Parklands Foundation	317	163
Sponsorship received	92	101
Commonwealth Government (National Science Week)	20	–
Total other grants with sufficiently specific performance obligations	429	264
Volunteers and in-kind services	155	164
Total grants and other contributions	8,834	31,464

Recognition and Measurement

Grants and Contributions are recognised in accordance with the requirements of AASB 1058 *Income of Not-for-Profit Entities*. AASB 1058 applies to income with a donation component, i.e. transactions where the consideration to acquire an asset is significantly less than fair value principally to enable a not-for-profit entity to further its objectives, and volunteer services. AASB 1058 adopts a residual approach, meaning that entities first apply other applicable Australian Accounting Standards (e.g. AASB 1004, AASB 15, AASB 16, AASB 9, AASB 137) to a transaction before recognising income.

Income from grants to acquire/construct a recognisable non-financial asset to be controlled by the Trust is recognised when the Trust satisfies its obligations under the transfer. The Trust satisfies the performance obligations under the transfer to construct assets over time as the non-financial assets are being constructed. The percentage of cost incurred is used to recognise income, because this most closely reflects the progress to completion.

Revenue from grants with sufficiently specific performance obligations is recognised as when the Trust satisfies a performance obligation by transferring the promised goods. The Trust typically satisfies its performance obligations when milestones are completed. Revenue from these grants is recognised based on the grant amount specified in the funding agreement/funding approval, and to the extent that it is highly probable that a significant reversal will not occur. No element of financing is deemed present as funding payments are usually received in advance or shortly after the relevant obligation is satisfied.

Refer to Notes 9 and 16(b) for transaction price allocated to the performance obligations that have not been satisfied at the end of the year and when it is expected to be recognised as revenue.

Revenue from grants without sufficiently specific performance obligations is recognised when the Trust obtains control over the granted assets (e.g. cash).

Receipt of volunteer services is recognised when and only when the fair value of those services can be reliably determined, and the services would have been purchased if not donated. Volunteer services are measured at fair value (refer to Note 2(d) and 3(b)).

Grants and Other Contributions

The Trust receives grants from the NSW State Government and other funding bodies in addition to volunteer services. The Trust also receives capital grants funding from communities and other governments departments for capital works such as construction of assets and infrastructure upgrades with key projects listed below.

(a) Transport for NSW – Cities and Active Transport Division

(i) Construction of Callan Park Amenities Building

Transport for NSW has provided \$1,700,000 capital funding for the upgrade of the Callan Park Waterfront and the construction of an amenities block servicing the Bay Run and sports fields area. To date \$16,584 of work has been completed. It is envisaged the work will be completed in FY2024.

(ii) Callan Park Bay Run revitalisation program

Transport for NSW has provided \$2,410,000 capital funding for the revitalisation of Callan Park Bay Run program. The funding provides for the construction of 350m section of shared pathway in Callan Park to make the Bay Run fit for purpose. This includes new pathways, lighting, signage, tree planting and line marking. To date \$nil work has been completed. It is envisaged the work will be completed in FY2024.

(b) Greater Cities Sport Facility Fund 2020/21– Infrastructure Grants

Under its Greater Cities Sport Facility Fund, the Office of Sport has provided the following Infrastructure Funding grant, to assist the Trust in the development of quality core sport infrastructure to meet the current and future needs of the community.

(i) Construction of Bat and Ball Field Amenities Building

A maximum of \$1,000,000 has been approved to construct a new public amenities building at Bat & Ball Field to provide both changing facilities as well as new amenities for the sporting community. The grant is payable in instalments on achievement of agreed milestones. To date \$50,785 of work has been completed with the milestone for the remaining funds expected to be completed in FY2024.

(ii) Construction of B497 Community Multi- Sports Building

The Office of Sport has provided grant funding of \$1.8 million to enable landlord works and tenant fit out on a multi-sport community facility, Building 497, in Callan Park. Funding allocation is split between the landlord buildings works for Greater Sydney Parklands Trust (\$1,525,000) and the tenant fit-out for Balmain District Football Club (\$275,000). To date \$110,860 of work has been completed with the milestone for the remaining funds expected to be completed in FY2024.

(c) Tree Planting

In FY2021 DPE has provided \$150,000 'Greening our city' funding for the purchase and establishment of 520 trees in Callan Park, by the end of December 2022. To date \$16,195 work has been completed, \$54,823 is payable to DPE with the remainder \$78,982 of the grant deferred in FY2024. It is envisaged that all funds will be spent in FY2024.

(d) Infrastructure assets upgrade

The Trust previously received funding of \$500,000 to be utilised for the upgrade of infrastructure assets in Centennial Parklands. As at 30 June 2023, \$211,905 was utilised for works carried out on infrastructure assets, leaving an unspent amount of \$288,095 with the remaining expected to be spent in 2024.

(e) Kippax Lake field upgrade

On 20 June 2022 the Trust has entered into a license and works deed with Eastern Suburbs Rugby League Club (Roosters) for use of the Kippax Lake field and upper field extension area for use as a high-performance rugby league playing and training facility. Under the terms of the license and works deed the club intends to invest approximately \$3,000,000 towards improvements to the Kippax Lake field with stage one funding of \$1,200,000 received by the Trust from the Roosters in FY2023. To date \$271,332 of works have completed with the remainder of the grant deferred in FY2023. It is envisaged stage one works will be completed in FY2024.

(e) Acceptance by the Crown of employee benefits and other liabilities

	2023	2022
	\$'000	\$'000
Superannuation – defined benefit	21	30
Long service leave provision	500	211
Payroll tax assumed by the Crown	1	1
Total	522	242

Recognition and Measurement

On initial incurrence of the liability, the Trust recognises a liability and an expense. When the liability is assumed by the Crown, the Trust recognises an income equivalent to the liability assumed.

(f) Other income

	2023	2022
	\$'000	\$'000
Expense recoveries	2,175	1,018
Insurance recoveries	252	686
Total	2,427	1,704

Other income

Expense recoveries include the following: staff, contactors, consulting, fee for services, legal, security services, utilities, stabling, staff car parking, minor property damages and maintenance of venues and facilities. Expense recoveries are recognised based on the pattern of consumption of service.

Insurance recoveries primarily includes progress payment for COVID-19 Events Claims of nil (2022: \$650,000) and \$252,414 (2022: \$36,260) minor property damage claims. Insurance recoveries are recognised once insurance claims are finalised by the insurance provider.

3 Expenses Excluding Losses

(a) Personnel services expenses

	2023	2022
	\$'000	\$'000
Salaries and wages (including recreation leave)	6,813	6,300
Superannuation - defined benefits plans	21	30
Superannuation - defined contributions plans	671	535
Long service leave	344	206
Workers compensation insurance	19	(17)
Payroll tax and fringe benefits tax	433	391
Redundancy	6	–
Total	8,307	7,445

Employee related costs of nil (2022: nil) have been capitalised to property, plant and equipment or intangible assets, and are therefore excluded from the above.

Personnel services are provided by the Department of Transport (DoT) (refer Note 1(a)).

The Trust has provided personnel services to the Centennial Parklands Foundation amounting to \$225,316 (2022: \$241,525) and operating expenses \$29,603 (2022: \$18,887).

(b) Other operating expenses include the following:

	2023	2022
	\$'000	\$'000
Golf Course operations	8,040	5,993
Maintenance	7,300	6,131
Fees for services	4,835	3,435
Shared services cost	1,639	1,949
Security	1,510	1,443
Waste removal and cleaning	1,361	1,343
Parklands Sports Centre	1,333	1,034
Insurance	827	530
Utilities	483	395
Stores and provisions	473	480
Information technology	305	277
Consultants	258	686
Audit fees	240	120
Board fees	169	192
Marketing	167	79
Volunteers and in-kind contributions	155	164
Legal fees	147	296
Training and conferences	94	116
Motor vehicle and fleet	78	95
Telecommunications	9	17
Other	93	90
Total	29,516	24,865

Volunteers and in-kind contributions include volunteer services received of \$133,223 (2022: \$79,823) as well as in kind contributions received from vendors and sponsors \$21,511 (2022: \$84,693), are also reflected in Note 2(d).

Recognition and Measurement

Maintenance expense

Day-to-day servicing costs or maintenance are charged as expenses as incurred. However, where they relate to the replacement of a component of an asset, which restores the service potential and extends the life of the asset beyond that which it had originally, the costs are capitalised and depreciated.

Shared Services Cost

A legacy Service Partnership Agreement (SPA) was developed in 2017 which has supported the provision of services by DPE (formerly DPIE) to Western Sydney Parklands Trust (WSPT), Paramatta Parklands Trust (PPT), and Centennial Park and Moore Park Trust (CPMPT).

From 1 July 2022, a new SPA arrangement was entered with GSPT and the Department of Planning and Environment (DPE). The new SPA will replace the legacy SPA and will cover services to be provided to WSPT, PPT, CPMPT through GSPT.

The Shared Services include Finance and shared services, ICT, procurement, workplace accommodation, legal fees and all other services included in the agreement. These are provided under the SPA between DPE and GSPT under an annual standard service fee.

The shared service fee is recognised on a straight-line basis over the financial year as services are consumed.

Golf course operations

The management of the Moore Park Golf Course operations is outsourced under a contractual agreement to Clublinks Management Propriety Ltd, a private entity. Golf course operations include Management fees and day to day operating expenses such as, wages, cost of sales and other operating costs relating to management of the golf course.

Golf course expenses are recognised at the time the services are consumed.

Insurance

The Trust's insurance activities are conducted through the NSW Treasury Managed Fund Scheme of self-insurance for Government agencies. The expense (premium) is determined by the Fund Manager based on past claims experience.

Lease expense

The Trust recognises the lease payments associated with the following types leases as an expense on a straight-line basis:

- Leases that meet the definition of short term, i.e. where the lease term at commencement of the lease is 12 months or less. This excludes leases with a purchase option, and
- Leases of assets that are valued at \$10,000 or under when new.

The Trust does not have any short-term lease or leases of assets of \$10,000 or less.

(c) **Depreciation and amortisation expenses**

	2023	2022
	\$'000	\$'000
Depreciation		
Buildings	2,554	2,580
Infrastructure systems – Other	5,584	5,758
Trees	4,228	560
Plant and equipment	539	544
Right-of-use assets	60	58
Total	12,965	9,500
Amortisation		
Amortisation of intangible assets	223	192
Total	223	192
Total depreciation and amortisation	13,188	9,692

Recognition and Measurement

Refer Note 10 for depreciation policy related to Property, Plant and Equipment, refer Note 11 for depreciation policy related to Right-of-use assets and Note 12 for amortisation policy related to Intangible assets.

(d) **Finance costs**

	2023	2022
	\$'000	\$'000
Interest expense from lease liabilities	1	1
Total	1	1

Recognition and Measurement

Finance cost in this Note represents the interest in respect of lease liabilities recognised in accordance with AASB 16. The Trust does not have any other borrowing costs.

4 Other Gains / (Losses)

a) Gain / (Losses) on disposal

	2023	2022
	\$'000	\$'000
Proceeds from the sale of assets	22	80
Less written down value of assets disposed	(982)	(835)
Impairment loss on plant and equipment	(24)	(63)
Impairment loss on building assets	(16)	(82)
Impairment loss on Infrastructure Other assets	–	(53)
Total loss on disposal	(1,000)	(953)

(b) Other Gains / (Losses)

	2023	2022
	\$'000	\$'000
Impairment write back on financial assets	495	405
Net impairment write back on financial assets	495	405

Recognition and Measurement

Impairment losses

Impairment losses may arise on assets held by the Trust from time to time. Accounting for impairment losses is dependent upon the individual asset (or group of assets) subject to impairment. Accounting Policies and events giving rise to impairment losses are disclosed in the following notes:

Note 6 : Current Assets - Receivables

Note 10 : Property, plant and equipment

Note 11 : Right-of-use assets

Note 12 : Intangible assets

5 Current Assets - Cash and Cash Equivalents

	2023	2022
	\$'000	\$'000
Cash at bank	31,981	31,384
Petty Cash	7	8
Total	31,988	31,392

For the purposes of the Statement of Cash Flows, cash and cash equivalents include cash at bank, cash on hand and short-term deposits with the maturity of three months or less and subject to an insignificant risk of changes in value.

	2023	2022
	\$'000	\$'000
Closing cash and cash equivalents (per Statement of Cash Flows)	31,988	31,392
Total	31,988	31,392

Refer Note 23 for details regarding credit risk, liquidity risk and market risk arising from financial instruments.

6 Current Assets - Receivables

	Notes	2023	2022
		\$'000	\$'000
Trade Receivables from contracts with customers		4,252	3,236
Rent receivable		439	980
Subtotal		4,691	4,216
<i>Less allowance for expected credit losses*</i>	23(c)(i)	(433)	(928)
Retained taxes and GST receivable		453	1,395
Prepayments		265	185
Total		4,976	4,868
<i>*Movement in the allowance for expected credit loss</i>			
Balance at the beginning of year		(928)	(1,331)
Amounts utilised during the year		–	(2)
(Increase) / decrease in allowance recognised in net results		495	405
<i>*Closing balance as at June 2023</i>		(433)	(928)

Recognition and Measurement

Receivables are initially recognised at fair value plus any directly attributable transaction costs. Trade receivables that do not contain a significant financing component are measured at the transaction price.

Subsequent measurement

The Trust holds receivables with the objective to collect the contractual cash flows and therefore measures them at amortised cost using the effective interest method, less any impairment. Changes are recognised in the net result for the year when impaired, derecognised or through the amortisation process.

Commercial leases COVID-19 Regulation - Guidance to NSW Government Agencies

From April 2020 to June 2021 the Trust has recognised Deferred Debtors in accordance with *Retail and Other Commercial Leases (COVID-19) Regulation 2020* (under the *Retail Leases Act 1994*) and the *National Code of Conduct SME Commercial Leasing Principles as applicable* (the Code).

The Expenditure Review Committee of Cabinet (ERC) agreed on a package to support commercial tenants in financial distress due to COVID-19.

As landlords, NSW Government agencies must negotiate rent relief agreements with eligible tenants by applying the 14 leasing principles in the Code.

The leasing principles of the Code should be applied on a case-by-case basis. Landlords and tenants can opt out of any, or all, of the principles and reach their own agreement provided both parties agree.

- 1) Offer a rent waiver consistent with the Code leasing principles; and
- 2) Defer all other rent owed for the six-month period already committed to by the NSW Government.

On 13 January 2022, the Regulation was repealed and remade under *the Retail and Other Commercial Leases (COVID-19) Regulation 2022 (the Regulation)*. This served to extend the prescribed period for an additional two months until 13 March 2022.

Impact on agencies

If agencies have not negotiated rent relief for the full prescribed period, they may limit the duration of rent relief to:

- For tenants with a turnover from \$5 million and less than \$50 million – the period in which the tenant received a COVID-19 grant up to 30 November 2021.
- For tenants with a turnover of less than \$5 million – the period in which the tenant received or would have received a COVID-19 grant if the JobSaver and Micro-business grant programs continued up to 13 March 2022.

It should be noted where the tenant has an annual turnover of \$5 million or more, the agency is not required to negotiate rent relief beyond 30 November 2021.

The Trust has reviewed rental relief guidelines on the property portfolio. For the year ended 30 June 2023 the Trust has recognised Rental deferrals of nil (2022: \$667,920) and Rent waivers of \$365,965 (2022: \$813,024).

Impairment

The Trust recognises an allowance for expected credit losses (ECLs) for all financial assets not held at fair value through profit or loss. ECLs are based on the difference between the contractual cash flows and the cash flows that the Trust expects to receive, discounted at the original effective interest rate.

For trade receivables, the Trust applies a simplified approach in calculating ECLs. The Trust recognises a loss allowance based on lifetime ECLs at each reporting date. The Trust has established a provision matrix based on its historical credit loss experience for trade receivables, adjusted for forward-looking factors specific to the receivable.

The Trust has conducted a review of trade receivables which has resulted in increased ECLs and provision for the current reporting period.

The ECL and provision has placed reliance upon possible insurance payments and potential recovery through bank guarantees held.

7 Current Assets - Inventories

	2023	2022
	\$'000	\$'000
Shop stock held for resale	410	322
Total	410	322

Recognition and Measurement

Inventories held for distribution and sales are stated at cost, adjusted where appropriate for any loss of service potential. A loss of service potential is identified and measured based on the existence of a current replacement cost that is lower than the carrying amount. Inventories (other than those held for distribution) are stated at the lower of cost and net realisable value.

The cost of inventories acquired at no cost or for nominal consideration is the current replacement cost as at the date of acquisition. Current replacement cost is the cost the Trust would incur to acquire the asset. Net realisable value is the estimated selling price in the ordinary course of business less the estimated costs of completion and the estimated costs necessary to make the sale.

8 Non-Current Assets - Receivables

	2023	2022
	\$'000	\$'000
Straight-line lease receivable	4,712	2,434
Total	4,712	2,434

Non-current receivables represent the straight lining of Royal Hall of Industries and Hordern Pavilion lease income assessed in accordance with the requirements of AASB 16 *Leases* (refer to Note 2(b)). The lease from the Trust to PlayOn Group Pty Ltd (the Tenant) of the premises commenced on 18 June 2021 expiring on 17 June 2050.

9 Contract Assets and Liabilities

	2023	2022
	\$'000	\$'000
Contract liabilities	2,403	2,324
Total Contract liabilities	2,403	2,324

Recognition and Measurement

Contract assets relate to the Trust's right to consideration in exchange for goods transferred to customers / works completed, but not billed at the reporting date in respect of event recoveries. There were no contract assets at 30 June 2023.

Contract liabilities relate to consideration received in advance from customers in respect of sufficiently specific performance obligations.

	2023	2022
	\$'000	\$'000
Opening balance of contract liabilities	2,324	1,808
Contract liabilities with satisfied performance obligation	(63)	(1,763)
Contract liabilities with unsatisfied performance obligation	142	2,279
Closing balance of Contract Liabilities	2,403	2,324

The Trust provides Golf membership, major events, seasonal sports and recreational activities to communities and corporate entities. These services often have specific performance obligations embedded in the agreement. Under the AASB15, the Trust is obliged to perform in accordance with the conditions specified in the agreements before recognising as revenue during the year. Where the Trust has not completed its performance obligations, revenue is deferred.

The closing balance of contract liabilities reflects the transaction price allocated to the remaining performance obligations. The unearned revenue is expected to be recognised as revenue in the 2024 financial year and beyond.

10 Non-Current Assets - Property, Plant and Equipment

(a) Total property, plant and equipment

	2023 \$'000	2022 \$'000
(i) Land and Buildings		
At Fair Value	1,101,969	1,034,710
<i>Less Accumulated Depreciation</i>	(119,710)	(91,637)
Net carrying amount	982,259	943,073
(ii) Plant and Equipment		
At Fair Value	8,239	8,578
<i>Less Accumulated Depreciation</i>	(3,361)	(3,418)
Net carrying amount	4,878	5,160
(iii) Infrastructure Systems		
Trees		
At Fair Value	450,565	226,468
<i>Less Accumulated Depreciation</i>	(132,876)	(560)
Net carrying amount	317,689	225,908
Other		
At Fair Value	437,305	402,813
<i>Less Accumulated Depreciation</i>	(127,895)	(111,986)
Net carrying amount	309,410	290,827
Total Infrastructure Systems Net Carrying Amount	627,099	516,735
Property, Plant and Equipment Net Carrying Amount	1,614,236	1,464,968

(a) **Total property, plant and equipment**

(iv) **Reconciliation**

A reconciliation of the carrying amount of each class of property, plant and equipment at the beginning and end of the current and prior reporting period is set out below.

		Land and Buildings	Plant and Equipment	Infrastructure Systems: Trees	Infrastructure Systems: Other	Total
As at 30 June 2023	Notes	\$'000	\$'000	\$'000	\$'000	\$'000
Net carrying amount at 30 June 2022		943,073	5,160	225,908	290,827	1,464,968
Additions		2,691	330	142	6,176	9,339
Contributions of assets free of cost	2(d)	–	–	–	99	99
Assets recognised for the first time	2(d)	–	–	–	510	510
Disposals	4(a)	(113)	7	(827)	(50)	(983)
Impairment losses in net result	4(a)	(16)	(24)	–	–	(40)
Net revaluation increment / (decrement)		38,312	–	96,660	18,338	153,310
Transfers between asset classes		866	(56)	34	(906)	(62)
Depreciation expense	3(c)	(2,554)	(539)	(4,228)	(5,584)	(12,905)
Net Carrying amount 30 June 2023		982,259	4,878	317,689	309,410	1,614,236
		Land and Buildings	Plant and Equipment	Infrastructure Systems: Trees	Infrastructure Systems: Other	Total
As at 30 June 2022	Notes	\$'000	\$'000	\$'000	\$'000	\$'000
Net carrying at 1 July 2021		847,297	1,461	221,131	269,851	1,339,740
Additions		7,737	209	75	14,878	22,899
Contributions of assets free of cost	2(d)	–	–	–	2,618	2,618
Assets recognised for the first time	2(d)	–	–	–	2	2
Disposals	4(a)	(214)	(70)	(549)	(2)	(835)
Impairment losses in net result for current and prior year	4(a)	(82)	(63)	–	(53)	(198)
Net revaluation increment		94,022	–	5,811	10,351	110,184
Transfers between asset classes		(3,107)	4,167	–	(1,060)	–
Depreciation expense	3(c)	(2,580)	(544)	(560)	(5,758)	(9,442)
Net carrying amount at 30 June 2022		943,073	5,160	225,908	290,827	1,468,968

Further details regarding the fair value measurement of property, plant and equipment are discussed in Note 13.

(b) Property, plant and equipment held and used by the Trust

	2023	2022
	\$'000	\$'000
(i) Land and Buildings		
At Fair Value	929,867	879,149
<i>Less Accumulated Depreciation</i>	(102,210)	(76,118)
Net carrying amount	827,657	803,031
(ii) Plant and Equipment		
At Fair Value	8,239	8,578
<i>Less Accumulated Depreciation</i>	(3,361)	(3,418)
Net carrying amount	4,878	5,160
(iii) Infrastructure Systems		
Trees		
At Fair Value	450,565	226,468
<i>Less Accumulated Depreciation</i>	(132,876)	(560)
Net carrying amount	317,689	225,908
Other		
At Fair Value	433,321	399,133
<i>Less Accumulated Depreciation</i>	(125,355)	(109,732)
Net carrying amount	307,966	289,401
Total Infrastructure Systems Net Carrying Amount	625,655	515,309
Property, Plant and Equipment Net Carrying Amount	1,458,190	1,323,500

(b) Property, plant and equipment held and used by the Trust

(iv) Reconciliation

A reconciliation of the carrying amount of each class of property, plant and equipment at the beginning and end of the current and prior reporting period is set out below.

		Land and Buildings	Plant and Equipment	Infrastructure Systems: Trees	Infrastructure Systems: Other	Total
As at 30 June 2023	Notes	\$'000	\$'000	\$'000	\$'000	\$'000
Net carrying amount at 30 June 2022		803,031	5,160	225,908	289,401	1,323,500
Additions		2,691	330	142	6,176	9,339
Contributions of assets free of cost	2(d)	–	–	–	99	99
Assets recognised for the first time	2(d)	–	–	–	510	510
Disposals	4(a)	(113)	7	(827)	(50)	(983)
Impairment losses in net result	4(a)	(16)	(24)	–	–	(40)
Net revaluation increment / (decrement)		23,086	–	96,660	18,226	137,972
Transfers between asset classes		866	(56)	34	(906)	(62)
Depreciation expense	3(c)	(1,888)	(539)	(4,228)	(5,490)	(12,145)
Net Carrying amount at June 2023		827,657	4,878	317,689	307,966	1,458,190
		Land and Buildings	Plant and Equipment	Infrastructure Systems: Trees	Infrastructure Systems: Other	Total
As at 30 June 2022	Notes	\$'000	\$'000	\$'000	\$'000	\$'000
Net carrying amount at 1 July 2021		712,450	1,461	221,131	268,391	1,203,433
Additions		7,737	209	75	14,878	22,899
Contributions of assets free of cost	2(d)	–	–	–	2,618	2,618
Assets recognised for the first time		–	–	–	–	2
Disposals	4(a)	(86)	(70)	(549)	(2)	(707)
Impairment losses in net result	4(a)	(82)	(63)	–	(53)	(198)
Net revaluation increment		88,054	–	5,811	10,295	104,160
Transfers between asset classes		(3,107)	4,167	–	(1,060)	–
Depreciation expense	3(c)	(1,935)	(544)	(560)	(5,668)	(8,707)
Net Carrying amount at 30 June 2022		803,031	5,160	225,908	289,401	1,323,500

(c) **Property, plant and equipment where Trust is Lessor under operating leases**

	2023	2022
	\$'000	\$'000
(i) Land and Buildings		
At Fair Value	172,102	155,561
<i>Less Accumulated Depreciation</i>	(17,500)	(15,519)
Net carrying amount	154,602	140,042
(ii) Infrastructure Systems – Other		
At Fair Value	3,984	3,680
<i>Less Accumulated Depreciation</i>	(2,540)	(2,254)
Net carrying amount	1,444	1,426
Total Property, Plant and Equipment Net Carrying Amount	156,046	141,468

(iii) **Reconciliation**

A reconciliation of the carrying amount of each class of Property, plant and equipment where Trust is Lessor under operating leases, at the beginning and end of the current and prior reporting period is set out below.

	Land and Buildings	Infrastructure Systems: Other	Total
	\$'000	\$'000	\$'000
As at 30 June 2023			
Net carrying amount at beginning of year	140,042	1,426	141,468
Net revaluation increment	15,226	112	15,338
Depreciation expense	(666)	(94)	(760)
Net Carrying amount at end of the period	154,602	1,444	156,046
As at 30 June 2022			
Net carrying amount at beginning of year	134,847	1,460	136,307
Net revaluation increment	5,968	56	6,024
Disposals	(128)	–	(128)
Depreciation expense	(645)	(90)	(735)
Net Carrying amount at end of the year	140,042	1,426	141,468

Where the Trust is the lessor for operating leases, the underlying assets are classified based on the nature as 'land and buildings' and 'infrastructure systems' as disclosed above.

(d) Recognition and Measurement

(i) Acquisition of property, plant and equipment

Property, plant and equipment are initially measured at cost and subsequently revalued at fair value less accumulated depreciation and impairment. Cost is the amount of cash or cash equivalents paid or the fair value of the other consideration given to acquire the asset at the time of its acquisition or construction or, where applicable, the amount attributed to that asset when initially recognised in accordance with the specific requirements of other Australian Accounting Standards.

Fair value is the price that would be received to sell an asset in an orderly transaction between market participants at measurement date.

Where payment for an asset is deferred beyond normal credit terms, its cost is the cash price equivalent i.e. deferred payment amount is effectively discounted over the period of credit.

Assets acquired at no cost, or for nominal consideration, are initially recognised at their fair value at the date of acquisition.

(ii) Capitalisation thresholds

Property, plant and equipment and intangible assets costing \$5,000 and above individually (or forming part of a network costing more than \$5,000) are capitalised.

(iii) Major inspection costs

When a major inspection is performed, its cost is recognised in the carrying amount of the plant and equipment as a replacement if the recognition criteria are satisfied.

(iv) Maintenance

Day-to-day servicing costs or maintenance are charged as expenses as incurred. However, where they relate to the replacement of a component of an asset, which restores the service potential and extends the life of the asset beyond that which it had originally, the costs are capitalised and depreciated.

(v) Depreciation of property, plant and equipment

Depreciation is provided for all depreciable assets so as to expense the depreciable amount of each asset as it is consumed over its useful life.

Except for certain non-depreciable assets, depreciation is provided for on:

- A straight-line basis for all depreciable property, plant and equipment assets so as to write off the depreciable amount of each asset as it is consumed over its useful life to the Trust.
- With the implementation of the new Tree accounting policy for Centennial Parklands from 1 July 2022, depreciation is calculated on a straight-line basis on both semi mature and mature trees. Young trees are not depreciated, and over mature trees are also not depreciated on the basis that they have reached the end of their useful life.
- Depreciation is calculated for Callan Parks Trees under the previous Tree policy on over mature Trees from 1 July 2021 using the reducing balance method with a depreciation rate of 10%. The reducing balance method of depreciation results in declining depreciation expenses with each accounting period. That is, depreciation is charged at a higher rate in the earlier years of an asset. The amount of depreciation reduces as the life of the Tree asset matures.

Land is not a depreciable asset. Certain heritage assets including heritage buildings and infrastructure other assets may not have limited useful lives because appropriate curatorial and preservation policies are adopted. Such assets are not subject to depreciation. The decision not to recognise depreciation for these assets is reviewed annually. In addition, the turfing of parklands (excluding golf course fairways and greens) is considered to have a useful life greater than 100 years and is not depreciated.

All material separately identifiable components of assets are recognised and depreciated over their shorter useful lives. Useful lives of the Trust's assets have been determined as follows:

Depreciable assets are depreciated from the date of acquisition.

	<u>Useful Life Years</u>	
	2023	2022
Building	25 – 80	25 – 80
Plant and Equipment	3 – 10	3 – 10
Infrastructure Systems, Roads, paths, gates, fences, collections, and Garden	15 – 150	15 – 150
Underground services	10 – 70	10 – 70
Trees	50 – 200	50 – 200
Golf Course fairways and greens	100	100
Lakes and ponds	100	100

(vi) Revaluation of property, plant and equipment

Physical non-current assets are valued in accordance with the "Valuation of Physical Non-Current Assets at Fair Value" Policy and Guidelines Paper (TPP21-09) and Treasurer's Direction *Valuation of Physical Non-Current Assets at Fair Value* (TD21-05). This policy adopts fair value in accordance with AASB 13 *Fair Value Measurement* and AASB 116 *Property, Plant and Equipment*.

Property, plant and equipment is measured at the highest and best use by market participants that is physically possible, legally permissible and financially feasible. The highest and best use must be available at a period that is not remote and take into account the characteristics of the asset being measured, including any socio-political restrictions imposed by government. In most cases, after taking into account these considerations, the highest and best use is the existing use. In limited circumstances, the highest and best use may be a feasible alternative use, where there are no restrictions on use or where there is a feasible higher restricted alternative use.

Fair value of property, plant and equipment is based on a market participants' perspective, using valuation techniques (market approach, cost approach, income approach) that maximise relevant observable inputs and minimise unobservable inputs. Also refer Note 13 for further information regarding fair value.

Revaluation is made with sufficient regularity to ensure that the carrying amount of each asset does not differ materially from its fair value at reporting date. The Trust conducts a comprehensive revaluation at least every three years for its land and at least every five years for buildings and infrastructure other assets.

Interim revaluations are conducted between comprehensive revaluations where cumulative changes to indicators suggest fair value may differ materially from carrying value. The Trust uses an external professionally qualified valuer to conduct interim revaluations. As at 31 March 2023, the Trust's land holdings, building and infrastructure systems other assets were revalued using an indexation based on movement in relevant prices in the past 12 months.

With the implementation of the tree accounting policy for Centennial Parklands Trees from 1 July 2022 (refer note 1(g)), the tree population of 14,922 trees was valued on a replacement cost basis based on a sample of 1,229 trees surveyed across the Parklands. The sample included 805 trees valued in 2018 at more than \$50,000 which represented 55% of the 2018 valuation. The remaining sample of 424 trees was drawn from the population of trees valued at less than \$50,000 in 2018. The sample did not include Trees in Woodlots and on Islands which are bulked valued. These trees have a population of 4,680 trees as at 30 June 2023.

The sample survey resulted in more precise information being collected on tree characteristics such as diameter at breast height, canopy spread and safe remaining useful life which are key drivers of the fair value of these assets. The replacement cost values for the sample were extrapolated to the whole population. Accumulated depreciation was calculated as at the date of the valuation based on estimates of total tree life and the remaining life was derived from the sample tree survey conducted.

Due to the time, cost and difficulty in conducting a full tree survey, sample surveys will be carried out each year. A further tree sample survey will be conducted in 2023-24 to inform the interim valuation due as at 31 March 2024. The valuation at 31 March 2024 will be updated taking into account the following:

- New tree plantings
- Tree removals
- Trees damaged or affected by disease
- Age class adjustments for young, semi-mature and mature trees to reflect growth
- The results of a sample survey to be carried out
- Movements in the consumer price index for those trees not surveyed during 2023-24.

Callan Park assets (including Trees) were first recognised by the Trust as part of the Equity Transfer of the vesting of the 38 hectare Callan Park site dated 16 December 2020 from NSW Health Administration Corporation. Subsequently the Trust undertook a comprehensive valuation of all Callan Park assets (including trees) as at 31 March 2021 to determine fair value at this time.

For FY23 Callan Park Trees are valued under the Trust's previous Tree policy, i.e. Trees are valued at five yearly intervals (the last valuation for Callan Park Trees was 31 March 2021). The base value is then updated on an annual basis taking into account the following factors:

- New tree plantings
- Tree removals
- Trees damaged or affected by disease
- Decline in value of over-mature trees
- Age class adjustments for young, semi-mature and mature trees to reflect growth
- Movements in the consumer price index.

Callan Park Trees will be revalued under the Trust's new accounting policy post Tree survey as at 31 March 2024 (refer note 1g).

Non-specialised assets with short useful lives are measured at depreciated historical cost, as an approximation of fair value. The Trust has assessed that any difference between fair value and depreciated historical cost is unlikely to be material.

For other assets valued using other valuation techniques, any balances of accumulated depreciation at the revaluation date in respect of those assets are credited to the asset accounts to which they relate. The net asset accounts are then increased or decreased by the revaluation increments or decrements.

Revaluation increments are recognised in other comprehensive income and credited to revaluation surplus in equity. However, to the extent that an increment reverses a revaluation decrement in respect of the same class of asset previously recognised as a loss in the net result, the increment is recognised immediately as a gain in the net result.

Revaluation decrements are recognised immediately as a loss in the net result, except to the extent that it offsets an existing revaluation surplus of the same class of assets, in which case, the decrement is debited directly to the revaluation surplus.

As a not-for-profit entity, revaluation increments and decrements are offset against one another within a class of non-current assets, but not otherwise.

When revaluing non-current assets using the cost approach, the gross amount and the related accumulated depreciation are separately restated. Where the income approach or market approach is used, accumulated depreciation is eliminated against the gross carrying amount of the asset and the net amount restated to the revalued amount of the asset.

Where an asset that has previously been revalued is disposed of, any balance remaining in the asset revaluation reserve in respect of that asset is transferred to accumulated funds.

The residual values, useful lives and methods of depreciation of property, plant and equipment are reviewed at each financial year end.

Land

Land comprising Centennial Park, Queens Park, Moore Park and Callan Park totaling 398.95 hectares was independently valued by Mr. E Ferdinand's AAPI (Val.). The valuation was formulated on the basis of market buying price or the best available market evidence where market prices cannot be observed. Land has been valued on an unimproved or "raw land" basis i.e. the valuation excludes any built improvements as follows:

- Construction of Moore Park Golf Course
- The ponds and landscaping immediately surrounding the ponds
- Landscaping which forms part of structures built on the land
- Internal roads, paths and cycle ways
- Turfing of the Parklands
- Underground water supply, irrigation and drainage
- Any structures built on the land including fencing and bollards
- Trees and shrubs, and
- Any other structural improvement on the land.

The last comprehensive valuation is dated 31 March 2022 and has been updated for market value movement as at 30 June 2023 *.

Buildings and infrastructure systems-Other

Valuation of buildings and infrastructure systems (landscaping, ponds and underground services) was independently undertaken by Mr. R.H. Timmermans B Com (Prop Econ) AAPI and Mr. G.C. Rowe B Bus FAPI. The basis of valuation was depreciated replacement cost other than heritage assets which are valued at replacement cost. The comprehensive valuation is dated 31 March 2022 and has been updated for market value movement as at 30 June 2023*.

Infrastructure systems - trees

As at 30 June 2023 a valuation of Centennial Parklands Trees was independently undertaken by Professor P Martin E.D., PhD, FALAST in accordance the new Tree valuation policy which established a new base value at that date based on a sample survey of 1,228 trees.

The base value is formulated based upon a limited body of factual interpretive information gathered by the valuer and used in the development of mathematical models with a view to deriving an estimate of the value of the trees in Centennial Parklands from tree inventory information compiled by the Trust. The information contained in the valuation has been developed for the purpose of generating meaningful estimates of asset values for populations of trees using standard tree inventory data.

An interim valuation of Callan Park Trees was undertaken as at 31 March 2023 based on the previous Tree policy.

* For the valuation of land, buildings and infrastructure other systems above there has been no material change in value between 31 March 2023 and 30 June 2023 after taking into account the impacts of COVID-19 and other associated economic factors.

(e) Impairment of property, plant and equipment

As a not-for-profit entity with no cash generating units, impairment under AASB 136 *Impairment of Assets* is unlikely to arise. As property, plant and equipment is carried at fair value or an amount that approximates fair value, impairment can only arise in the rare circumstances where the costs of disposal are material. Specifically, impairment is unlikely for not-for-profit entities given that AASB 136 modifies the recoverable amount test for non-cash generating assets of not-for-profit entities to the higher of fair value less costs of disposal and depreciated replacement cost, where depreciated replacement cost is also fair value.

The Trust assesses at each reporting date, whether there is an indication that an asset may be impaired. If any indication exists, or when annual impairment testing for an asset is required, the Trust estimates the asset recoverable amount. When the carrying amount of an asset exceeds its recoverable amount, the asset is considered impaired and is written down to its recoverable amount.

As a not-for-profit entity, an impairment loss is recognised in the net result to the extent the impairment loss exceeds the amount in the revaluation surplus for the class of asset.

(f) Work in progress

Included in property, plant and equipment are the following amounts of work in progress which will not commence to be depreciated until construction is completed or the items are installed ready for use:

	2023	2022
	\$'000	\$'000
Buildings	13,878	11,682
Plant and Equipment	553	492
Infrastructure Systems – Trees	39	–
Infrastructure Systems - Roads, fences, gates and underground services	30,038	30,580
Total	44,508	42,754

11 Leases

(a) Trust as a Lessee

(i) Right-of-use assets acquired by lessees

AASB 16 *Leases* requires a lessee to recognise a right-of-use asset and a corresponding lease liability for most leases.

The Trust has only motor vehicles fleet leases. Lease contracts are typically made for fixed periods of one to four years and terminated thereafter. The lease agreements do not impose any covenants, but leased assets may not be used as security for borrowing purposes. The Trust does not provide residual value guarantees in relation to the leases.

As at 30 June 2023 the Trust does not have any short-term leases and low value leases.

The Trust has elected to present right-of-use assets separately in the Statement of Financial Position.

The following table presents the right-of use assets:

	Notes	2023 \$'000	2022 \$'000
Balance at 1 July 2022		134	171
Additions		–	21
Depreciation expense	3(c)	(61)	(58)
Balance at 30 June 2023		73	134

(ii) Lease Liabilities

	Notes	2023 \$'000	2022 \$'000
Balance at 1 July 2022		134	171
Additions		–	21
Interest Expenses		1	1
Payments		(61)	(59)
Balance at 30 June 2023	16(a)	74	134

The following amounts were recognised in the statement of comprehensive income for the year ended 30 June 2023 in respect of leases where the Trust is the lessee.

		2023 \$'000	2022 \$'000
Depreciation expense of right-of-use assets	3(c)	61	58
Interest expense on lease liabilities		1	1
Total recognised in the Statement of Comprehensive Income		62	59

The Trust had total cash outflows for leases of \$61,059 (2022: \$59,351).

Future minimum lease payments under non-cancellable leases as at 30 June 2023 are, as follows:

	2023 \$'000	2022 \$'000
Within one year	52	67
Later than one year and not later than five years	26	74
Less: GST recoverable from the Australian Tax Office	(7)	(13)
Total (excluding GST)	71	128

Recognition and measurement

The Trust assesses at contract inception whether a contract is, or contains, a lease. That is, if the contract conveys the right to control the use of an identified asset for a period of time in exchange for consideration.

The Trust recognises lease liabilities to make lease payments and right-of-use assets representing the right to use the underlying assets, except for short-term leases and leases of low-value assets.

(i) Right-of-use assets

The Trust recognises right-of-use assets at the commencement date of the lease (i.e. the date the underlying asset is available for use). Right-of-use assets are initially measured at the amount of initial measurement of the lease liability (refer (ii) below), adjusted by any lease payments made at or before the commencement date and lease incentives, any initial direct costs incurred, and estimated costs of acquiring the fleet.

Right-of-use assets are depreciated on a straight-line basis over the shorter of the lease term and the estimated useful lives of the assets, as follows:

	<u>Useful Life Years</u>	
	2023	2022
Motor vehicles	4	4

The Trust does not have any right-of-use assets that meet the definition of investment property.

(ii) Lease liabilities

At the commencement date of the lease, the Trust recognises lease liabilities measured at the present value of lease payments to be made over the lease term. Lease payments include:

- fixed payments (including in substance fixed payments) less any lease incentives receivable,
- variable lease payments that depend on an index or a rate,
- amounts expected to be paid under residual value guarantees,
- exercise price of a purchase options reasonably certain to be exercised by the entity; and
- payments of penalties for terminating the lease, if the lease term reflects the entity exercising the option to terminate.

Variable lease payments that do not depend on an index or a rate are recognised as expenses (unless they are incurred to produce inventories) in the period in which the event or condition that triggers the payment occurs.

The lease payments are discounted using the interest rate implicit in the lease. If that rate cannot be readily determined, which is generally the case for the Trusts' leases, the lessee's incremental borrowing rate is used, being the rate that the entity would have to pay to borrow the funds necessary to obtain an asset of similar value to the right-of-use asset in a similar economic environment with similar terms, security and conditions.

After the commencement date, the amount of lease liabilities is increased to reflect the accretion of interest and reduced for the lease payments made. In addition, the carrying amount of lease liabilities is remeasured if there is an addition, modification, a change in the lease term, a change in the lease payments (e.g. changes to future payments resulting from a change in an index or rate used to determine such lease payments) or a change in the assessment of an option to purchase the underlying asset.

Interest on lease liabilities is included in Finance cost, refer to Note 3(d).

(iii) Short-term leases and leases of low-value assets

The Trust does not have any short-term leases and leases of low value assets.

(iv) Leases that have significantly below-market terms and conditions principally to enable the entity to further its objectives

Right-of-use assets under leases at significantly below-market terms and conditions that are entered into principally to enable the entity to further its objectives, are measured at cost.

These right-of-use assets are depreciated on a straight-line basis over the shorter of the lease term and the estimated useful lives of the assets, subject to impairment. They are not subject to revaluation.

The trust does not have any Leases that have significantly below-market terms and conditions.

(b) Trust as a lessor

A distinction is made between finance leases which effectively transfer from the lessor to the lessee substantially all the risks and benefits incidental to ownership of the leased assets, and operating leases under which the lessor effectively retains all such risks and benefits.

Leases that the Trust transfers substantially all the risks and rewards incidental to ownership of an asset are classified as finance leases.

The Trust does not have any finance leases.

Operating leases as lessor

The Trust's properties are leased to tenants under operating leases with rentals payable monthly. Lease payments for some contracts include CPI increases, but there are no other variable lease payments that depend on an index or rate.

Although the Trust is exposed to changes in the residual value at the end of current leases, it typically enters into new operating leases and therefore will not immediately realise any reduction in residual value at the end of these leases. Expectations about the future residual values are reflected in the fair value of the properties.

Lessor of operating leases

The Trust has entered into a number of agreements whereby land and buildings owned by the Trust are leased to third parties for the purpose of operating various commercial enterprises. The term of these agreements ranges from one to fifty years.

Future minimum rentals receivable (undiscounted) under non-cancellable operating lease as at 30 June 2023 are, as follows:

	2023	2022
	\$'000	\$'000
Within one year	10,191	8,850
One to two years	10,679	9,216
Two to three years	10,327	9,708
Three to four years	10,402	9,363
Four to five years	10,532	9,426
Later than five years	220,258	210,120
Total (including GST)	272,389	256,683

Recognition and measurement - lessor for operating leases

An operating lease is a lease other than a finance lease. Rental income arising is accounted for on a straight-line basis over the lease terms and is included in revenue in the Statement of Comprehensive Income due to its operating nature. Initial direct costs incurred in negotiating and arranging an operating lease are added to the carrying amount of the underlying asset and recognised over the lease term on the same basis as rental income. Contingent rents are recognised as revenue in the period in which they are earned.

12 Intangible Assets

	2023	2022
	\$'000	\$'000
Cost (gross carrying amount)	3,218	3,150
Accumulated amortisation	(2,513)	(2,290)
Net carrying amount	705	860
Net carrying amount at start of year	860	1,052
Additions	3	–
Transfer between asset classes	65	–
Amortisation expense	(223)	(192)
Net carrying amount	705	860

The Trust's intangible assets primarily reflect capitalised software and other intangible items.

Recognition and Measurement

The Trust recognises intangible assets only if it is probable that future economic benefits will flow to the Trust and the cost of the asset can be measured reliably. Intangible assets are measured initially at cost. Where an asset is acquired at no or nominal cost, the cost is its fair value as at the date of acquisition.

All research costs are expensed. Development costs are only capitalised when certain criteria are met.

The useful lives of intangible assets are assessed to be finite. The amortisation period and the amortisation method for an intangible asset with a finite useful life are reviewed at least at the end of each reporting period.

Intangible assets are subsequently measured at fair value only if there is an active market. As there is no active market for the Trust's intangible assets, the assets are carried at cost less any accumulated amortisation and impairment losses.

The Trust's intangible assets are amortised using the straight-line method over a period of four to ten years. In general, intangible assets are tested for impairment where an indicator of impairment exists

Useful Lives of the Trusts intangible assets have been determined as follows:

Useful life of Intangibles	Useful Life Years	
	2023	2022
Computer Software	4 to 10	4 to 10
Other Intangibles	5 to 10	5 to 10

13 Fair Value Measurement of Non-Financial Assets

Fair value is the price that would be received to sell an asset or paid to transfer a liability in an orderly transaction between market participants at the measurement date.

The fair value measurement is based on the presumption that the transaction to sell the asset or transfer the liability takes place either in the principal market for the asset or liability or in the absence of a principal market, in the most advantageous market for the asset or liability.

When measuring fair value, the valuation technique used maximises the use of relevant observable inputs and minimises the use of unobservable inputs. Under AASB 13, the Trust categorises, for disclosure purposes, the valuation techniques based on the inputs used in the valuation techniques as follows:

- (i) Level 1 - quoted prices in active markets for identical assets / liabilities that the Trust can access at the measurement date.
- (ii) Level 2 - inputs other than quoted prices included within Level 1 that are observable, either directly or indirectly.
- (iii) Level 3 - inputs that are not based on observable market data (unobservable inputs).

The Trust recognises transfers between levels of the fair value hierarchy at the end of the reporting period during which the change has occurred.

(a) Fair value hierarchy

2023	Level 1 \$'000	Level 2 \$'000	Level 3 \$'000	Total \$'000
Property, Plant and Equipment (Note 10)				
Land	–	834,607	–	834,607
Buildings	–	–	133,775	133,775
Infrastructure Systems				
(i) Trees	–	–	317,650	317,650
(ii) Other	–	–	279,372	279,372
Total	–	834,607	730,797	1,565,404
<hr/>				
2022	Level 1 \$'000	Level 2 \$'000	Level 3 \$'000	Total \$'000
Property, Plant and Equipment (Note 10)				
Land	–	814,253	–	814,253
Buildings	–	–	117,138	117,138
Infrastructure Systems				
(i) Trees	–	–	225,908	225,908
(ii) Other	–	–	260,247	260,247
Total	–	814,253	603,293	1,417,546

There were no transfers between Level 1 or 2 during the financial year.

Level 2 Measurements

Land

Land has been valued using the market value approach. The rates per square metre of land sold for open space purposes have been directly compared to the subject property having regard to matters such as heritage restrictions, zoning, location, topography, aspect, frontage, size, shape, date of contract execution and current market condition.

<u>Asset Class</u>	<u>Valuation Technique</u>	<u>Comments</u>
Land	Market	Based on market evidence for Open Space land
Buildings	Cost	Based on depreciated current replacement cost. Heritage assets are held at current replacement cost
Infrastructure Systems		
Trees	Cost	Based on depreciated current replacement cost
Other	Cost	Based on depreciated current replacement cost. Heritage assets are held at current replacement cost.

(b) Valuation techniques, inputs and processes

Fair value for non-financial assets are calculated on the following bases:

(i) Highest and best use

Non-financial assets are valued on a highest and best use basis. The existing use of these assets is considered to be highest and best use.

(ii) Level 3 measurements

Trust assets classed as Level 3 in the fair value hierarchy have been valued using a cost approach given that many are unique and of a highly specialised nature and which do not trade in the marketplace. Cost has been determined based on actual cost information for more recent assets and by utilising available costing guides to determine value based on the size and condition of the relevant asset.

Comprehensive external valuations are obtained on a five-yearly cycle for buildings and infrastructure systems. The last such valuation was completed in March 2022. Outside of the five-yearly cycle, annual desktop valuations are obtained from external valuers who apply the movement in the relevant available index to determine fair value. The external valuations are prepared by independent professional qualified valuers who hold a recognised relevant professional qualification and have recent experience in the location and category of the respective property.

Movements in indexes such as building cost guides, or the consumer price index will result in an increase in fair value if the movement is positive and a decrease where the movement is negative. Changes in the service potential of assets can also affect fair value either positively or negatively depending on whether service potential increases or decreases.

For FY23 Trees external valuations are performed as follows; Centennial Parklands Trees have been valued under the new Tree Policy as at 30 June 2023. Due to the time, cost and difficulty in conducting a full tree survey, sample surveys will be carried out each year. A further tree sample survey will be conducted in 2023-24 to inform the interim valuation due as at 31 March 2024.

For FY23 Callan Park Trees are valued under the Trust's previous Tree policy, i.e. Trees are valued at five yearly intervals (the last valuation for Callan Park Trees was 31 March 2021). Callan Park Trees will be revalued under the Trust's new accounting policy post Tree survey as at 31 March 2024 (refer note 1g).

(c) Reconciliation of recurring level 3 fair value measurements

	Buildings	Infrastructure Trees	Infrastructure Other	Total
	\$'000	\$'000	\$'000	\$'000
Fair value as at 1 July 2022	117,138	225,908	260,247	603,293
Revaluation increments recognised in other comprehensive Income	17,958	96,660	18,338	132,956
Contributions of assets free of costs	–	–	99	99
Assets recognised for the first time	–	–	510	510
Transfer from Work in Progress	1,350	101	5,860	7,311
Transfers between asset classes	12	36	(48)	–
Disposals	(113)	(827)	(50)	(990)
Impairment	(16)	–	–	(16)
Depreciation expense (per note 3(c))	(2,554)	(4,228)	(5,284)	(12,366)
Fair value as at 30 June 2023	133,775	317,650	279,372	730,797
	Buildings	Infrastructure Trees	Infrastructure Other	Total
	\$'000	\$'000	\$'000	\$'000
Fair value as at 1 July 2021	112,143	221,131	250,826	584,100
Revaluation increments recognised in other comprehensive Income	4,501	5,811	10,351	20,663
Contributions of assets free of costs	–	–	2,618	2,618
Assets recognised for the first time	–	–	2	2
Transfer from Work in Progress	3,289	75	2,210	5,574
Transfers	(1)	3	(2)	–
Disposals	(214)	(552)	–	(766)
Depreciation expense (per note 3(c))	(2,580)	(560)	(5,758)	(8,898)
Fair value as at 30 June 2022	117,138	225,908	260,247	603,293

14 Current Liabilities - Payables

	2023	2022
	\$'000	\$'000
Creditors	7,823	8,963
Personnel services	107	111
Total	7,930	9,074

Creditors includes personnel services for payroll expenses of nil (2022: nil) payable to the Department of Transport (DoT) (refer note 1(a)).

Details regarding credit risk, liquidity risk and market risk, including a maturity analysis of the above payables are disclosed in Note 23 Financial Instruments.

Recognition and Measurement

Payables represent liabilities for goods and services provided to the Trust and other amounts. Short-term payables with no stated interest rate are measured at the original invoice amount where the effect of discounting is immaterial.

Payables are financial liabilities at amortised cost, initially measured at fair value, net of directly attributable transaction costs. These are subsequently measured at amortised cost using the effective interest method. Gains and losses are recognised in the net result when the liabilities are de-recognised as well as through the amortisation process.

15 Current / Non-Current Liabilities - Provisions

	2023	2022
	\$'000	\$'000
(a) Employee benefits and related on costs		
Provisions current	995	929
Provisions non - current	17	15
Total	1,012	944

Reconciliation of aggregate employee benefits and related on-costs

	2023	2022
	\$'000	\$'000
Annual leave	822	775
Long service leave	190	168
Accrued salaries, wages and oncosts (refer note 14)	107	111
Total	1,119	1,054
Current annual leave obligations expected to be settled after 12 months*	95	197
Current long service leave obligations expected to be settled after 12 months**	17	15
Total	112	212

*relates to projecting future cash outflows expected to be made to employees with annual leave balances in excess of 40 days and discounting the projected annual leave to its present value every year (TC21-03).

** relates to current projected cash outflows expected to be made to employees with Long service leave balances discounted to present value every year.

Recognition and Measurement

(i) Salaries and wages, annual leave and sick leave

Salaries and wages (including non-monetary benefits) and paid sick leave that are expected to be settled wholly within 12 months after the end of the period in which the employees render the service are recognised and measured at undiscounted amounts of the benefits. These amounts were payable to DoT (refer Note 14, Note 15).

Annual leave is not expected to be settled wholly before twelve months after the end of the annual reporting period in which the employees render the related service. As such, it is required to be measured at present value in accordance with AASB 119 *Employee Benefits*. Actuarial advice obtained by Treasury has confirmed that the nominal (undiscounted) annual leave balance plus the annual leave entitlements accrued while taking annual leave (calculated using 8.4% of the nominal value of annual leave, per Treasury Circular TC21-03 accounting for Long Service Leave and Annual Leave) can be used to approximate the present value of the annual leave liability. The Trust has assessed the actuarial advice based on the Trust's circumstances and has determined that the effect of discounting is immaterial to annual leave. All annual leave is classified as a current liability even where the Trust does not expect to settle the liability within 12 months as the Trust does not have an unconditional right to defer settlement.

Unused non-vesting sick leave does not give rise to a liability as it is not considered probable that sick leave taken in the future will be greater than the benefits accrued in the future.

Superannuation on Annual Leave Loading

The Trust has determined that it is not probable a liability arises to pay superannuation on annual leave loading. This position has been formed based on current inquiries, other information currently available to management, and after considering the facts from a decision in the Federal Court of Australia: *Finance Sector Union of Australia v Commonwealth Bank of Australia* [2022] FedCFamC2G 409. That decision confirmed that, in relation to the industrial agreement considered in that case, annual leave loading did not form part of ordinary time earnings and therefore, did not require superannuation contributions to be made under superannuation guarantee legislation because the obligation to pay annual leave loading was not referable to ordinary hours of work or to ordinary rates of pay. Rather, it was paid by reference to the period of annual leave, and for the purpose of compensating employees for their loss of opportunity to work additional hours at higher rates during this period. This position will be re-assessed in future reporting periods as new information comes to light on this matter.

(ii) Long service leave and superannuation

The Trust's liabilities for long service leave and defined benefit superannuation are assumed by the Crown Entity. The Trust accounts for the liability as having been extinguished, resulting in the amount assumed being shown as part of the non-monetary revenue item 'Crown grant LSL & superannuation, however, oncosts associated with long service leave remains with the Trust.

Long service leave is measured at present value of expected future payments to be made in respect of services provided up to the reporting date. Consideration is given to certain factors based on actuarial review, including expected future wage and salary levels, experience of employee departures, and periods of service.

Expected future payments are discounted using Commonwealth government bond rate at the reporting date.

The superannuation expense for the financial year is determined by using the formulae specified in the Treasurer's Directions. The expense for certain superannuation schemes (i.e. Basic Benefit and First State Super) is calculated as a percentage of the employees' salary. For other superannuation schemes (i.e. State Superannuation Scheme and State Authorities Superannuation Scheme), the expense is calculated as a multiple of the employees' superannuation contributions.

(iii) Consequential on-costs

Consequential costs to employment are recognised as liabilities and expenses where the employee benefits to which they relate have been recognised. This includes outstanding amounts of payroll tax, workers' compensation insurance premiums and fringe benefits tax.

(iv) Recognition and Measurement

Provisions are recognised when the Trust has a present legal or constructive obligation as a result of a past event; it is probable that an outflow of resources will be required to settle the obligation; and a reliable estimate can be made of the amount of the obligation. When the Trust expects some or all of a provision to be reimbursed, for example, under an insurance contract, the reimbursement is recognised as a separate asset, but only when the reimbursement is virtually certain. The expense relating to a provision is presented net of any reimbursement in the Statement of Comprehensive Income. As at balance date the Trust has no other provisions (FY2022 nil).

16 Current / Non-Current Liabilities - Other Liabilities

(a) Current / Non - Current Lease Liabilities

	2023	2022
	\$'000	\$'000
Current	45	61
Non-Current	28	73
Total Lease Liabilities	73	134

(b) Current / Non - Current Other Liabilities

	2023	2022
	\$'000	\$'000
Liabilities arising from transfers to acquire/construct non-financial assets to be controlled by the Trust:		
Current	3,210	1,730
Total Other Liabilities	3,120	1,730

Reconciliation of financial assets and corresponding liabilities arising from transfers to acquire or construct non-financial assets to be controlled by the Trust

	2023	2022
	\$'000	\$'000
Opening balance	1,730	598
Add: receipt of cash during the financial year	1,823	1,234
Deduct: income recognised during the financial year	(343)	(102)
Closing balance of liabilities arising from transfers to acquire/construct non-financial assets to be controlled by the entity	3,210	1,730

Refer to Note 2(d) for a description of the Trust's obligations under transfers received to acquire or construct non-financial assets to be controlled by the Trust. The Trust has satisfied obligations of \$342,350 and recognised the revenue in financial year 2023. The closing balance represents unsatisfied obligations relating to asset(s) that require to be constructed/acquired in future reporting periods and thereafter.

17 Equity

Recognition and Measurement

Asset revaluation reserve

The asset revaluation surplus is used to record increments and decrements on the revaluation of non-current assets. This accords with the Trust's policy on the revaluation of property, plant and equipment as discussed in Note 10(d)(vii).

Accumulated funds

The category accumulated funds includes all current and prior period retained funds.

18 Commitments for Expenditure

(a) Capital commitments

	2023	2022
	\$'000	\$'000
Aggregate capital expenditure for the acquisition of infrastructure works contracted for at balance date and not provided for:		
Within one year	7,362	4,949
Total (including GST)	7,362	4,949

The commitments shown above include input tax credits of \$669,304 (2022: \$449,884) expected to be recoverable from the Australian Tax Office.

19 Remuneration of Auditors

	2023	2022
	\$'000	\$'000
Audit Office of NSW - audit of financial statements *	132	114
Total	132	114

*Audit fees for FY2023 and FY2022 per the audit engagement plans were \$124,500 and \$106,900 respectively. It should be noted the difference between actuals and audit engagement plans reflects timing in payment of audit cost overruns.

20 Contingent Assets and Liabilities

(a) Contingent assets

The Trust has no contingent assets for financial year 2023 (2022: Nil).

(b) Contingent liabilities

The Trust has no contingent liabilities for financial year 2023 (2022: Nil).

21 Budget Review

The budgeted amounts are drawn from the original budgeted financial statements presented to Parliament in respect of the reporting period. Subsequent amendments to the budget are not reflected in the budgeted amounts. Major variances between the original budgeted amounts and the actual amounts disclosed in the primary financial statements are explained below.

Net result

The Net result for the year ended 30 June 2023 of (\$1.61) million deficit, was (\$3.11) million lower than full year budget primarily attributable to higher depreciation expense as a result of the adoption of the new Tree accounting policy.

Total revenue of \$49.91 million is \$1.15 million higher than budget as a result of higher investment revenues.

Total expenses of \$51.01 million is \$4.29 million higher than full year budget primarily reflects higher depreciation from the implementation of the new Tree accounting policy.

Assets and liabilities

Total assets of \$1,657.10 million is higher than budget by \$132.49 million primarily attributable to asset revaluation largely due to the uplift from the revaluation of Trees post implementation of new Tree accounting policy.

Total liabilities of \$14.63 million are higher than budget by \$4.93 million primarily driven by higher payables.

Cash flows

Net cash for the period reflects a surplus of \$0.60 million an improvement of \$10.61 million over budget primarily attributable to higher operating cash inflows.

22 Reconciliation of Cash Flows from Operating Activities to Net Result

Reconciliation of cash flows from operating activities to the net result as reported in the Statement of Comprehensive Income:

	Notes	2023 \$'000	2022 \$'000
Net Cash Flows from Operating Activities		14,183	29,310
Depreciation and amortisation expense	3(c)	(13,188)	(9,692)
Finance cost	3(d)	(1)	(1)
Asset recognised for the first time	2(d)	510	–
Asset acquired free of cost and liability	2(d)	99	2,618
Net loss on property, plant and equipment	4(a)	(960)	(755)
Impairment losses on plant and equipment	4(a)	(24)	(63)
Impairment losses on building assets	4(a)	(16)	(82)
Impairment losses on Infrastructure other assets	4(a)	–	(53)
Decrease in allowance for impairment	6	495	403
Increase / (decrease) in receivables	6	475	(2,034)
(Decrease) / increase in prepayment and other assets	6	(862)	150
Increase in straight-line lease adjustment	8	2,278	2,349
(Increase) in payables	14	(2,972)	(1,420)
(Increase) in personnel services provisions	15	(68)	(189)
(Increase) in contract liabilities	9	(79)	(516)
(Increase) in other liabilities	16(b)	(1,480)	(1,132)
Net result		(1,610)	18,893

23 Financial Instruments

The Trust's principal financial instruments are outlined below. These financial instruments arise directly from the Trust's operations or are required to finance its operations. The Trust does not enter into or trade financial instruments, including derivative financial instruments, for speculative purposes.

The Trust's main risks arising from financial instruments are outlined below, together with its objectives, policies and processes for measuring and managing risk. Further quantitative and qualitative disclosures are included throughout these financial statements.

The Trust has overall responsibility for the establishment and oversight of risk management and reviews and agrees policies for managing each of these risks. Risk management policies are established to identify and analyse the risks faced by the Trust, to set risk limits and controls and to monitor risks. Compliance with policies is reviewed by the management and the Audit Risk and Compliance Committee (ARCC) on a continuous basis.

(a) Financial instrument categories

Class	Notes	Category	Carrying Amount	
			2023 \$'000	2022 \$'000
Financial Assets				
Cash and cash equivalents	5	Amortised cost	31,988	31,392
Receivables ¹	6	Amortised cost	4,258	3,288
Total Financial Assets			36,246	34,680
Financial Liabilities				
Payables ²	14	Financial liabilities at amortised cost	7,823	9,074
Leases current	16(a)	Financial liabilities at amortised cost	45	61
Leases non-current	16(a)	Financial liabilities at amortised cost	28	73
Total Financial Liabilities			7,896	9,208

Notes:

- 1 Excludes statutory receivables and prepayments (not within scope of AASB 7)
- 2 Excludes statutory payables and unearned revenue (not within scope of AASB 7)

The Trust determines the classification of its financial assets and liabilities after initial recognition and, when allowed and appropriate. This is re-evaluated at each financial year end.

(b) De-recognition of financial assets and financial liabilities

A financial asset (or, where applicable, a part of a financial asset or part of a group of similar financial assets) is de-recognised when the contractual rights to the cash flows from the financial assets expire; or if the Trust transfers its rights to receive cash flows from the asset or has assumed an obligation to pay the received cash flows in full without material delay to a third party under a 'pass-through' arrangement; and either:

- the Trust has transferred substantially all the risks and rewards of the asset; or
- the Trust has neither transferred nor retained substantially all the risks and rewards of the asset but has transferred control.

When the Trust has transferred its rights to receive cash flows from an asset or has entered into a passthrough arrangement, it evaluates if, and to what extent, it has retained the risks and rewards of ownership. Where the Trust has neither transferred nor retained substantially all the risks and rewards or transferred control, the asset continues to be recognised to the extent of the Trust's continuing involvement in the asset. In that case, the Trust also recognises an associated liability. The transferred asset and the associated liability are measured on a basis that reflects the rights and obligations that the Trust has retained.

Continuing involvement that takes the form of a guarantee over the transferred asset is measured at the lower of the original carrying amount of the asset and the maximum amount of consideration that the Trust could be required to repay.

A financial liability is de-recognised when the obligation specified in the contract is discharged or cancelled or expires. When an existing financial liability is replaced by another from the same lender on substantially different terms, or the terms of an existing liability are substantially modified, such an exchange or modification is treated as the derecognition of the original liability and the recognition of a new liability. The difference in the respective carrying amounts is recognised in the net result.

(c) Financial risks

(i) Credit risks

Credit risk arises when there is a possibility Trust's debtors will default on their contractual obligations, resulting in a financial loss to the Trust. The maximum exposure to credit risk is generally represented by the carrying amount of the financial assets (net of any allowance for impairment).

Credit risk associated with the Trust's financial assets, other than receivables, is managed through the selection of counterparties and establishment of minimum credit rating standards.

Cash on hand and cash equivalents

Cash comprises predominantly cash on hand and bank balances within the NSW Treasury approved Banking System. Interest is earned on daily bank balances at the Reserve Bank of Australia cash rate. Interest is not paid on unrestricted cash balances with the NSW Banking System.

Receivables - Trade Receivables and Rent Receivables

Collectability of trade debtors is reviewed on an ongoing basis. Procedures as established in the Treasurer's Directions are followed to recover outstanding amounts, including letters of demand.

For trade receivables, the Trust applies a simplified approach in calculating ECLs. The Trust recognises a loss allowance based on lifetime ECLs at each reporting date. The Trust has established a provision matrix based on its historical credit loss experience for trade receivables, adjusted for forward-looking factors specific to the receivable.

The Trust has conducted a review of trade receivables, which has resulted in increased ECLs and provision for the current reporting period.

The loss allowance for trade debtors as at 30 June 2023 was determined as follows:

	30 June 2023					
	\$'000					
	Current	<30 days	30-60 days	61-90 days	>91 days	Total
Expected credit loss rate	1.73%	21.47%	(20.00) %	81.63%	27.29%	
Estimated total gross carrying amount at default	3,473	177	5	98	938	4,691
Expected credit loss	60	38	(1)	80	256	433

	30 June 2022					
	\$'000					
	Current	<30 days	30-60 days	61-90 days	>91 days	Total
Expected credit loss rate	2.21%	(7.94) %	(23.63) %	28.02%	53.26%	
Estimated total gross carrying amount at default	2,519	193	(219)	321	1,402	4,216
Expected credit loss	56	(15)	52	90	745	928

(ii) Liquidity risk

Liquidity risk is the risk that the Trust will be unable to meet its payment obligations when they fall due. The Trust continuously manages risk through monitoring future cash flows to ensure adequate holding of high-quality liquid assets. The objective is to maintain continuity of funding and cash and cash equivalent balances.

During the current and prior years, there were no defaults of loans payable. No assets have been pledged as collateral. The Trust's exposure to liquidity risk is deemed insignificant based on prior periods' data and current assessment of risk.

Liabilities are recognised for amounts due to be paid in the future for goods or services received, whether or not invoiced. Amounts owing to suppliers (which are unsecured) are settled in accordance with the policy set out in NSWTC 11/12.

For small business suppliers, where terms are not specified, payment is made not later than 30 days from date of receipt of a correctly rendered invoice. For other suppliers, if trade terms are not specified, payment is made no later than the end of the month following the month in which an invoice or a statement is received.

For small business suppliers, where payment is not made within the specified time period, simple interest must be paid automatically unless an existing contract specifies otherwise.

For payments to other suppliers, the Chief Executive Greater Sydney Parklands may automatically pay the supplier simple interest.

No payment of this nature has been made during the reporting period.

The table below summaries the maturity profile of the Trust's financial liabilities based on contractual undiscounted payments, together with the interest rate exposure.

Maturity Analysis and Interest Rate Exposure of Financial Liabilities

	Interest Rate Exposure					Maturity Dates		
	Weighted Average Effective Int. Rate	Nominal Amount ¹	Fixed Interest Rate	Variable Interest Rate	Non-Interest bearing	< 1 year	1-5 years	>5 years
		\$'000	\$'000	\$'000	\$'000	\$'000	\$'000	\$'000
2023								
Payables:								
Accruals	–	6,451	–	–	6,451	6,451	–	–
Creditors	–	1,479	–	–	1,479	1,434	45	–
Leases	1.42%	73	–	73	–	45	28	–
Total	–	8,003	–	73	7,930	7,930	73	–
2022								
Payables:								
Accrual	–	8,241	–	–	8,241	8,241	–	–
Creditors	–	833	–	–	833	788	45	–
Leases	1.42%	134	–	134	–	61	73	–
Total	–	9,208	–	134	9,074	9,090	118	–

(iii) Market risk

Market risk is the risk that the fair value or future cash flows of a financial instrument will fluctuate because of changes in market prices. The Trust's exposure to market risk is primarily through interest rate risk on the Trust's term deposits. The Trust has no exposure to foreign currency risk and does not enter into commodity contracts. The effect on profit and equity due to a reasonably possible change in risk variable is outlined in the information below, for interest rate risk and other price risk. A reasonably possible change in risk variable has been determined after taking into account the economic environment in which the Trust operates and the time frame for the assessment (i.e. until the end of the next annual reporting period). The sensitivity analysis is based on risk exposures in existence in the Statement of Financial Position at reporting date. The analysis is performed on the same basis for 2022. The analysis assumes that all other variables remain constant.

(iv) Interest rate risk

Interest rate risk is the risk that the fair value or future cash flows of a financial instrument will fluctuate because of changes in market interest rate. Exposure to interest rate risk arises primarily through the Trust's cash assets. The Trust does not account for any fixed rate financial instruments at fair value through profit or loss or as available for sale. Therefore, for these financial instruments a change in interest rates would not affect profit or loss or equity. A reasonably possible change of +/- 1% is used, consistent with current trends in interest rates. The basis will be reviewed annually and amended where there is a structural change in the level of interest rate volatility. The following table demonstrates the sensitivity to a reasonably possible change in interest rates:

The Trust does not have any other financial assets at balance date.

	2023		2022	
	\$'000		\$'000	
	-1%	1%	-1%	1%
Net Result	(320)	320	(314)	314
Equity	(320)	320	(314)	314

(d) Fair value measurement

(i) Fair value compared to carrying amount

Fair value is the price that would be received to sell an asset or paid to transfer a liability in an orderly transaction between market participants at the measurement date. The fair value measurement is based on the presumption that the transaction to sell the asset or transfer the liability takes place either in the principal market for the asset or liability or in the absence of a principal market, in the most advantageous market for the asset or liability.

(ii) Fair value recognised in Statement of Financial Position

Management assessed that cash and short-term deposits, trade receivables, trade payables and other current liabilities approximate their fair values, largely due to the short-term maturities of these instruments.

When measuring fair value, the valuation technique used maximises the use of relevant observable inputs and minimises the use of unobservable inputs. Under AASB 13, the Trust categorises, for disclosure purposes, the valuation techniques based on the inputs used in the valuation techniques as follows:

- Level 1 - quoted prices in active markets for identical assets / liabilities that the Trust can access at the measurement date.
- Level 2 - inputs other than quoted prices included within Level 1 that are observable, either directly or indirectly.
- Level 3 - inputs that are not based on observable market data (unobservable inputs).

Financial Instruments are generally recognised at cost. The amortised cost of other financial instruments recognised in the Statement of Financial Position approximates the fair value, because of the short-term nature of many of the financial instruments. At balance date, the Trust does not hold any financial assets nor financial liabilities at fair value in the statement of financial position. There were no transfers between level 1 and 2 for the year ended 30 June 2023 (2022: Nil).

24 Related Party Disclosure

The Trust's key management personnel compensation is as follows:

	2023	2022
	\$'000	\$'000
Remuneration	941	765
Total remuneration	941	765

The Trust's KMP compensation is proportionally shared across Greater Sydney Parklands which has management of: Western Sydney Parklands, Parramatta Park, Centennial Park and Moore Park Trusts, Callan Park and Fernhill Estate. It should be noted all existing Trust legislation, including the *Centennial Park and Moore Park Trust Act 1983* and the *Callan Park (Special Provisions) Act 2002* remain in place.

Based on advice provided by KMP's, and transactional reviews undertaken, the Trust did not enter into any transactions with key management personnel, their close family members and any entities controlled or jointly controlled thereof during the year.

During the year, the Trust entered into transactions with other entities that are controlled/jointly controlled/significantly influenced by NSW Government. These transactions are primarily in the form of fee for services, grants received, provision of personnel services and corporate services as disclosed below.

Expenses	Notes	Nature	2023	2022
			\$'000	\$'000
Department of Transport (DoT)	3(a)	Provide Personnel Services	8,350	7,523
Crown Finance (NSW Treasury)	3(a)	LSL & super paid – expense	522	242
Department of Planning and Environment	3(b)	Provide corporate services support	1,639	1,949
Department of Planning and Environment	3(b)	Callan Park operating expense	(2)	102
Transport for NSW	3(b)	Lightrail expenses	149	188
Western Sydney Parklands Trust	3(b)	Management fees	–	2
Western Sydney Parklands Trust	3(b)	Board fees	127	114
Western Sydney Parklands Trust	3(b)	Contractor expense	97	–
Public Works advisory	3(b)	Capital works - Rozelle hospital	84	878
NSW Ministry of Health	3(b)	Maintenance	–	36
Department of Enterprise, Investment and Trade (DEIT)	3(b)	Project Midnight (shared cost)	126	–
Revenue				
Department of Planning and Environment	2(d)	Capital grant	–	5,900
Department of Planning and Environment	2(d)	Recurrent grant – Callan Park	–	2,492
Department of Planning and Environment	2(d)	Other – Flying fox stream 3	–	14
Department of Planning and Environment	2(d)	Greening our City – Callan Trees	16	–
Transport for NSW	2(d)	Capital grant	399	4,070
Transport for NSW	2(d)	Recurrent grant – Callan Park	2,554	(39)
Transport for NSW	2(d)	Cycling (Queens Park, Randwick)	165	3,411
Transport for NSW	2(d)	Bay Run Revitalisation (Callan)	2,410	–
Transport for NSW	2(d)	Amenities Block (Callan)	1,700	–
Transport for NSW	2(d)	In-kind Capital	–	2,618
Transport for NSW	2(d)	Project funding	–	2,089
Transport for NSW	2(a)(b)	Lightrail – reimbursement of costs	147	188
Office of Strategic Lands	2(d)	Parks for People	–	10,000
Office of Sport	2(d)	Bat & Ball amenities upgrade	–	300
Office of Sport	2(d)	CPSC Tennis Court Surface Upgrade	126	126
Office of Sport	2(d)	T20 World Cup events	76	–
Office of Sport	2(d)	B497 Community Multi-Sports Building- project funding	1,800	–
NSW Ministry of Health	2(a)	Security services	127	91
Sydney Cricket and Sports Ground Trust	2(a)	Hostile Vehicle and Traffic Management services	421	580
Crown Finance Entity (NSW Treasury)	2(d)	LSL & Super reimbursement	522	242

Receivables				
NSW Ministry of Health	6	Security Services	91	40
Western Sydney Parklands Trust	6	Payroll expenses	163	98
Western Sydney Parklands Trust	6	Cost recovery - share of common projects	259	–
Parramatta Park Trust	6	Cost recovery - share of common projects	39	–
Office of Sport	6	CPSC Tennis Court Surface Upgrade	125	–
Sydney Cricket & Sports Ground Trust	6	Events - Hostile Vehicle and Traffic Control Management services	113	580
Payables				
Department of Planning and Environment	14	Provide corporate services support	1,803	–
Department of Planning and Environment	14	Operating expenses (Callan Park)	–	4
Department of Planning and Environment	14	Greening our City – Callan Trees grant	55	–
Department of Enterprise, Investment and Trade (DEIT)	14	Share cost of Project Midnight	126	–
Western Sydney Parklands Trust	14	Payroll reimbursement	–	332
Western Sydney Parklands Trust	14	Share of common costs	202	530
Western Sydney Parklands Trust	14	Board fees	65	69
Western Sydney Parklands Trust	14	Contractor expense	184	–

25 Impact of Climate Change and Risks on the Trust's Assets and Services

The Trust has currently established a Working group and applied dedicated resourcing to:

- Assess and identify the risks and impacts of climate change to the Trusts critical assets and services
- Consider the application of the metrics and targets established in line with the Task Force on Climate – Related Financial Disclosures (TCFD) framework, and
- Develop Climate change adaptation action plan that is expected to complete in 2023-2024.

The project will provide a comprehensive overview and will align with Treasury's financial reporting code (FRC).

26 Impact of COVID-19

In March 2020, the World Health Organization declared the outbreak of the novel coronavirus disease (COVID-19) a pandemic. The impacts of COVID-19 and other associated economic factors have been significant, triggering both federal and state government fiscal and monetary stimulus, Health Orders, mandated closures, social distancing and cancellation of both public events and sports.

These measures had a direct flow on effect to the Trust including rentals, major events, parking, infringement and corporate partnerships revenues causing major disruption to business impacting the Trust's prior financial performance and cash flows.

For the year ended 30 June 2023 the Trust has received Treasury funding of nil (2022: nil) for loss of self-generated revenue associated with COVID-19.

As part of both the federal and state government stimulus response to the outbreak, rent relief continues to be provided for tenants. The rent relief guidelines determine if a tenant qualifies for a rent deferral or a rent waiver (refer note 6). The Trust has a review of the rent relief guidelines on the property portfolio. The current year impact of COVID-19 rent relief (both rental waivers and deferrals) is \$365,965 (2022: \$1,480,944).

With the take up of the national vaccination rollout and the easing of government restrictions, business operating conditions have improved since the declaration of the pandemic in March 2020. However, against the backdrop of an elevated global inflationary and higher interest rate environment, the outlook, whilst improved continues to remain uncertain, which will continue to have a flow on effect to revenue, expenses and cashflow in financial year 2024.

27 Greater Sydney Parklands Trust Act 2022 (GSPT Act)

Greater Sydney Parklands was established in July 2020 as an administrative arrangement, led by an independent board, to care for more than 6,000 hectares of existing parklands: Centennial Parklands (Centennial, Moore and Queens parks), Callan Park, Parramatta Park, Western Sydney Parklands and Fernhill Estate.

The *Greater Sydney Parklands Trust Act 2022* (GSPT act) commenced on 1 July 2022 and creates a new, legislated trust for Greater Sydney Parklands. The Greater Sydney Parklands Trust (GSPT) will identify future regional parks, manage these as parkland and protect them in perpetuity.

The GSPT will also act as an umbrella trust and take on the operation and management of the lands of the existing associated Trust's; i.e. Western Sydney Parklands Trust, Parramatta Park Trust, and Centennial Park and Moore Park Trust (underlying Trust's). This umbrella management will be provided under the terms of the existing associated Trust legislation which remains protected by their own legislation, unchanged except where amended by the GSPT Act (as outlined in Schedule 5 of the GSPT Act when it commenced).

Whilst GSPT has significant influence over the underlying Trusts and would disclose this in its financial statements, GSPT would not apply equity accounting as it has no equity interest in the underlying Trust's.

In addition the underlying Trusts are effectively members of the same group being the State of NSW (as their net asset holdings are thus assets of the Crown) as such they are all related parties of each other.

28 Machinery of Government (MOG) Update

Post the outcome of the recent NSW state election on the 25 March 2023, responsibility for the Trust has moved to the Minister for Planning and Public Spaces (previously the Minister for Cities and Active Transport), refer Administrative Arrangements (Minns Ministry—Administration of Acts) Order 2023 dated 5 April 2023 however no administrative order to transfer Trust staff and functions was formalised at that date.

As per Administrative Arrangements (Administrative Changes—Miscellaneous) Order (No 5) 2023 dated 28 June 2023 Trust staff and functions will transfer to the Department of Planning and Environment (DPE) effective from 1 July 2023.

MOG changes can have material implications for the financial architecture of the public sector, budget decision making processes, presentation of budget papers, and appropriation arrangements (for both temporary supply arrangements from 1 July 2023, and the annual Appropriation Bills).

Noting the 2023-24 Budget and associated decision-making processes were presented based on current administrative arrangements.

While the Government has signaled its intent to cease the current cluster model, an alternate model has not yet been determined. Hence, existing administrative arrangements, including the treatment of appropriation, cluster grants, and application of Treasury Budget Control circulars remain in place.

As this stage it is not envisaged MOG changes will materially impact either; the Trust, or Greater Sydney Parklands ability to operate as a going concern or its business as usual operations in FY2024.

29 Events Occurring After Reporting Date

The Trust has identified the following events after reporting date.

(a) MOG announcement

On the 18 August 2023 NSW Government announced the Department of Planning, Housing and Infrastructure will become two separate departments viz; The Department of Planning, Housing and Infrastructure and The Department of Climate Change, Energy, the Environment and Water. The MOG change has an effective date of 1 January 2024 with Trust staff and functions to reside within The Department of Planning, Housing and Infrastructure under Crown Lands and Public Spaces.

(b) Government announcement for Moore Park Golf

On the 22 October 2023 the Minns Labor Government announced plans to transform approximately 20 hectares of Moore Park Golf Course into parklands from 2026, as it focuses on providing supporting infrastructure for increased housing density in inner Sydney. The plan involves the following:

- Repurposing up to 20 hectares of Moore Park Golf Course after the operating agreement for the golf course expires in June 2026 to be used for a new central park with more green space, grassroots sport and recreation.
- The Government's preferred option is to reclaim the course's western boundary and part of the section north of Dacey Avenue for transformed public open space and retain a 9 hole golf course and the operation of the driving range and clubhouse.
- Commencing consultations with the City of Sydney, the local community and stakeholders on how best to revitalise this public asset including for the use of community sport.
- Commencing consultation with the current operator of Moore Park Golf Course (Clublinks) on the future of the remaining 9 holes and the operation of the driving range and clubhouse.
- A discussion paper will be released in early 2024 to guide this consultation.

As the plan does not commence till 2026 there are no immediate impacts to the Trust's operations or financial position.

Other than the above the Trust has not identified any further significant event after reporting date that is required to be included in the Financial Statements.

END OF AUDITED FINANCIAL STATEMENTS

